

5th Annual Report 2014-15



National Jute Board

A Statutory Body under the Ministry of Textiles
Govt. of India

HEAD OFFICE

3A & 3B Park Plaza
71, Park Street, Kolkata-700 016

Tel : 033-2217-2107, 033-2226-3438, 2217-2540
Fax : 91-33-2217-2456
E-mail : jute@njbindia.in
Website : <http://www.jute.com>

REGIONAL OFFICES

NEW DELHI
'Prakash Deep',
Flat Nos. 508 & 509,
7, Tolstoy Marg,
New Delhi - 110 001
Ph : 011-23352652/23310884
Telefax : 011-23353519 / 23310910
E-mail : njbdel@gmail.com

HYDERABAD
Chenetha Bhawan,
1st Floor, Shop No. 4 Nampally,
Hyderabad - 500 001
Ph : 040-24656733 / 24730250
Telefax : 040-24614918
E-mail : njbhyd@gmail.com

CHENNAI
25 (Old No. 10), 1st Floor
Kodambakkam High Road
Nungambakkam,
Chennai - 600 034
Tel : 044-28224967 / 4463
Fax : 044-28224462
E-mail : njbchennai@gmail.com

CONTENTS

Page No.

1. HIGHLIGHTS OF NATIONAL JUTE BOARD

1.1	Introduction	5
1.2	Major Achievements in Research and Development	5
1.3	Policy intervention during the year	6
1.4	Parliament related matters	6
1.5	Right to Information (RTI) Act, 2005	6
1.6.	Official Language	6

2. FUNCTIONS AND ORGANISATIONAL SET UP

2.1	Introduction	7
2.2	Constitution of the Board	7
2.3	Meetings of the Board and Standing Committee	10
2.4	Staff Strength of National Jute Board	10
2.5	Implementation of reservation policy of the Central Government in National Jute Board	10
2.6	Recruitment of persons with disabilities under National Jute Board	10
2.7	Organisational chart of the National Jute Board	11
2.8	Regional Offices	11
2.9	Computerisation in National Jute Board	11
2.10	International Collaboration	11
2.11	Vigilance	12
2.12	Implementation of Official Language Policy	12
2.13	Public Information Cell	12

3. FINANCE AND ACCOUNTS

3.1	Receipts of Grant-in-Aid and Expenditure	12
3.2	Internal Audit	13

4. PROJECTS / SCHEMES

4.1	Performance of other Promotional Schemes under Non Plan Grants	13
4.2	International Projects	14

5. RESEARCH AND DEVELOPMENT AND EXTENSION

5.1	Highlights of Research and Development in National Jute Board	15
-----	---	----

6. NATIONAL JUTE BOARD SUPPORT SERVICES

6.1	Training	17
6.2	Publicity programmes, Press and Media Relations	18
6.3	Market support	18

7. JUTE STATISTICS	
7.1 Raw jute production	28
7.2 Prices of raw jute	28
7.3 Jute Goods Exports and Imports	28
7.3.1 Export performance of jute goods	28
7.3.2 Product-wise exports	29
7.3.3 Country-wise exports	30
7.3.4 Export of JDPs	31
7.4 Jute and Jute Goods Import	31

ANNEXURES

A. List of Board Members	32
B. Abbreviations	33
C. Audit Report of the Comptroller & Auditor General of India on the Annual Accounts of the National Jute Board for the year 2014-15	37
D. Annual Accounts of the National Jute Board for the year 2014-15	42
E. Replies to the Audit Report on the Annual Accounts of the National Jute Board for the year 2014-15	77

1. HIGHLIGHTS OF NATIONAL JUTE BOARD

1.1 Introduction

National Jute Board [NJB] has been established under National Jute Board Act, 2008 [No. 12 of 2009] subsuming the two erstwhile organizations, viz. Jute Manufactures Development Council [JMDC] and National Centre for Jute Diversification [NCJD]. The enactment aims at development of the cultivation, manufacture and marketing of jute and jute products and for matters connected therewith and incidental thereto.

NJB is in place with effect on and from 1st April, 2010. The Board comprises of 34 members representing cross-section of disciplines and jute interests. The Secretary, Ministry of Textiles, Government of India is the ex-officio Chairperson of the Board.

1.2 Major Achievements in Research and Development

- (i) NJB had undertaken several research initiatives during the Jute Technology Mission [2007-13]. During 2014-15 Techno Economic Feasibility Study and Detailed Project Reports of 15 successful research works were expedited to enable the commercialization of the successful R&D efforts. These studies were conducted by commercial agencies of repute :

Sl.	Title of the Project	Name of the Agency
1	Development of durable water Repellent Jute Geotextiles with natural Eco-friendly additive	Deloitte
2	Development of suitable Production system for Natural Rubber Coated Jute Fabrics for Novel end-uses	Deloitte
3	Development of Fire Retardant Jute Fabric	Deloitte
4	Manufacture of different Jute and Jute Blended Yarn and Fabrics for Home Textiles/Secondary-Apparels	Deloitte
5	Development of Low Cost dense Jute Non-Woven Fabric	Deloitte
6	Development of Technology to Produce Seamless Low Cost Jute Carry Bags using modified powerloom	Deloitte
7	Natural Dyes on Jute Based Textiles	Deloitte
8	Development of Eco-friendly/Bio-degradable Rigid Jute Based Composites	Deloitte
9	Development of Sound Proofing Composite materials using Jute Products	Deloitte
10	Jute double layered fabrics / circular cloth	WAZIR
11	Ramie-based products	WAZIR
12	Engineering suitable overlay fabric to serve substitute of bitumen mastic	WAZIR
13	Jute / Bamboo composites for application in rural areas	Frost & Sullivan
14	Jute Fibre Reinforced Cement Concrete	Frost & Sullivan
15	Development of cotton lap / cellulose pad substitute from jute	Deloitte

The completed reports are being passed on to the interested entrepreneurs.

(ii) **Use of Pre-fabricated Vertical Jute Drain [PVJD] for Soil Consolidation Project with University of Wollongong (UoW), Australia/Australian Research Council (ARC) :**

National Jute Board (NJB) and the University of Wollongong (UoW), Australia entered into an Agreement for a collaborative research project on Pre-fabricated Vertical Jute Drain (PVJD) and other Jute Geotextiles (JGT) on 13th May, 2013 after obtaining approval of the Board. The basic objective of the project is to assess the efficiency of PVJD through numerical and experimental investigations and compare its performance with Pre-fabricated Vertical Drain (PVD) [Synthetic Vertical Drain]. UoW will study soil consolidation through elaborate tests, develop a generalized numerical model, simulate the process under different conditions, prepare specific practice guidelines, disseminate the final research findings and standardize the product in Australia. Subsequently, the project was included by the Australian Research Council (ARC) in its activities with more partners (ARC linked project). A fresh Agreement in supersession of the existing MoU with UoW was formalized with NJB, ARC, UoW and other partners on 5th August, 2014. The project tenure was extended till June, 2017.

1.3 Policy intervention during the year

The Government of India launched “Jute Technology Mission [JTM]” w.e.f 2007-08 spanning a period of 6 years, terminating on 31st March, 2013, for overall development of the jute industry in the country and promotion of jute and jute products at home and abroad. JTM was implemented in Mission Mode. Financial commitment and related work was completed on 31st March, 2014. **National Jute Board [NJB] was responsible for implementing Mini Mission IV of JTM.** No further new intervention took place in 2014-15.

1.4 Parliament related matters

During the year 2014-15, NJB furnished reply material for 12 Parliament Questions as per the break-up given below :

Sl. No.	House of Parliament	Total
1	Lok Sabha	18
2	Rajya Sabha	8
Total		26

1.5 Right to Information (RTI) Act, 2005

NJB designated 1 CPIO in its headquarters at Kolkata and 3 PIOs in Regional Offices at New Delhi, Hyderabad and Chennai to provide information to the public. NJB has updated its Manual on information furnished in compliance with Section 4(1)(b) of the Right to Information (RTI) Act, 2005 and uploaded the same in the NJB Website (www.jute.com) as per the provisions of the Act. NJB received 5 applications during 2014-15 seeking information under Right to Information Act and all have been replied within the prescribed time-limit.

1.6 Official Language

Progressive use of Hindi is strictly done in NJB. Implementation of Rajbhasa with all necessary processes involved in this regard are complied with. All compliance reports are sent to the concerned authorities in Kolkata and New Delhi within the deadline set. All official documents, records, stationeries, forms, etc. are kept bilingually.

2. FUNCTIONS AND ORGANISATIONAL SET UP

2.1 Introduction

The Ministry of Textiles, Govt. of India, in formulating the National Jute Policy 2005, as a major policy prerogative, outlined the need for institutional restructuring in the Jute Sector and establishment of a Jute Board for the purpose.

In setting up the NJB, the Government had the following aims in view:

- To rectify the systemic ills of lack of coordination among the several jute related organizations under different Ministries and Departments of the Government, and to synchronize and synergize the integrated development of the jute sector as a whole.
- To synthesize the various layers of Governmental decision-making in a federal set up.
- To subsume, merge, and integrate the functions of various institutions currently operating in the jute sector.

2.2 Constitution of the Board

National Jute Board has been constituted, as per National Jute Board Act, 2008 (12 of 2009), effective on and from 1st April, 2010 and **erstwhile Jute Manufactures Development Council and National Centre for Jute Diversification got subsumed into National Jute Board.**

In exercise of the powers conferred by sub-section (3) of Section 1 of the National Jute Board Act, 2008 (12 of 2009), the Government of India, Ministry of Textiles (Jute Division), **vide Notification: F. No.3/6/2007-Jute dated 30th March, 2010 has appointed the 1st April, 2010** as the date on and from which the provisions of the National Jute Board Act, 2008 (12 of 2009) shall come into force.

Functions of the Board

The National Jute Board is statutorily mandated to undertake measures to:

- (i) evolve an integrated approach to jute cultivation in the matters of formulation of schemes, extension work, implementation and evaluation of schemes aimed at increasing the yield of jute and improving the quality thereon;
- (ii) promote production of better quality raw jute;
- (iii) enhance productivity of raw jute;
- (iv) promote or undertake arrangements for better marketing and stabilisation of the prices of raw jute;
- (v) promote standardization of raw jute and jute products;
- (vi) suggest norms of efficiency for jute industry with a view to eliminating waste, obtaining optimum production, improving quality and reducing costs;
- (vii) propagate information useful to the growers of raw jute and manufacturers of jute products;
- (viii) promote and undertake measures for quality control of raw jute and jute products;
- (ix) assist and encourage studies and research for improvement of processing, quality, techniques of grading and packaging; of raw jute;
- (x) promote or undertake surveys or studies aimed at collection and formulation of statistics regarding raw jute and jute products;

- (xi) promote standardization of jute manufactures;
- (xii) promote the development of production of jute manufactures by increasing the efficiency and productivity of the jute industry;
- (xiii) sponsor, assist, coordinate, encourage or undertake scientific, technological, economic and marketing research pertaining to the jute sector;
- (xiv) maintain and improve existing markets and to develop new markets within the country and outside for jute manufactures and to devise marketing strategies in consonance with the demand for such manufactures in the domestic and international markets;
- (xv) sponsor, assist, coordinate or encourage scientific, technological and economic research in the matters related to materials, equipment, methods of production, product development including discovery and development of new materials, equipment and methods and improvements in those already in use in the jute industry;
- (xvi) provide and create necessary infrastructural facilities and conditions conducive to the development of diversified jute products by way of assisting the entrepreneurs, artisans, craftsman, designers, manufacturers, exporters, non-Governmental agencies in the following manner, namely :--
 - (a) transfer of technology from research and development institutions and other organisations in India and abroad;
 - (b) providing support services to the entrepreneurs for the implementation of their projects including technical guidance and training;
 - (c) organizing entrepreneurial development programmes;
 - (d) planning and executing market promotion strategies including exhibitions, demonstrations, media campaigns in India and abroad;
 - (e) providing financial assistance by way of subsidy or seed capital;
 - (f) providing a forum to the people engaged or interested in diversified jute products for interacting with various national and international agencies, engaged in the jute and jute textile sector;
- (xvii) organize workshops, conferences, lectures, seminars, refresher courses and set up study groups and conduct training programmes for the purpose of promotion and development of jute and jute products;
- (xviii) undertake research on jute seed to improve quality and to shorten the gestation period of jute crop;
- (xix) incorporate measure for sustainable Human Resource Development of the jute sector and to provide necessary funds for the same;
- (xx) modernization of jute sector and technology development;
- (xxi) take steps to protect the interests of jute growers and workers and to promote their welfare by improving their livelihood avenues;
- (xxii) secure better working conditions and provisions and improvement of amenities and incentives for workers engaged in the jute industry;
- (xxiii) register jute growers and manufacturers on optional basis;
- (xxiv) collect statistics with regard to jute and jute products for compilation and publication;
- (xxv) subscribe to the share capital of or enter into any arrangement (whether by way of partnership, joint venture or any other manner) with any other body corporate for the purpose of promoting the jute sector or for promotion and marketing of jute and jute products in India and abroad.

Purpose for setting up the NJB

The National Jute Board has been established for the development of the cultivation, manufacture and marketing of jute and jute products and for matters connected therewith and incidental thereto.

Composition of the Board

Secretary, Ministry of Textiles, Govt. of India, New Delhi - <i>Ex-officio Chairperson</i>
Three members of Parliament of whom two shall be elected from among themselves by the members of the House of the People and one from among themselves by the members of the Council of States
Additional Secretary & Financial Adviser, Ministry of Textiles, Govt. of India
Joint Secretary (Jute), Ministry of Textiles, Govt. of India, New Delhi
Two members of the rank of Joint Secretary to be nominated by the Central Government to represent respectively the ministries of the Central Government dealing with : (i) agriculture & (ii) food and public distribution
Three members to be nominated by the Central Government by rotation in the alphabetical order to represent respectively the Governments of the States of Andhra Pradesh, Assam, Bihar, Meghalaya, Orissa, Tripura and West Bengal; the nomination shall be from officials of the State Government holding the rank of Secretary to the State Government and dealing with Jute or Textile matters
Director, Indian. Jute Industries' Research Association, Kolkata
Principal, Dept. of Jute Fibre & Technology, Institute of Jute Technology, University of Calcutta
Director, National Institute of Research on Jute & Allied Fibre Tech., Kolkata
Director, Central Research Institute for Jute and Allied Fibres, Barrackpore, Kolkata
Chairman and Managing Director, Jute Corporation of India, Kolkata
Jute Commissioner, Govt. of India, Kolkata
Secretary, National Jute Board, Kolkata <i>Ex-officio Member Secretary</i>
Two experts from the field of jute technology and related field to be nominated by the Central Government.
Two members from the "micro enterprises", small enterprises and "medium enterprises" dealing in jute industry to be nominated by the Central Government.
Two members to be appointed by the Central Government to represent the jute industry in the organised sector.
Two members to be appointed by the Central Government to represent the jute industry in the decentralised sector.
Two members to be appointed by the Central Government to represent the exporters of jute products.
Three members of jute farmers of which one from State of West Bengal and two from other States on rotational basis to be nominated by the Central Government.
Three members of jute workers of which one from State of West Bengal and two from other States nominated by the Central Government on rotational basis.

2.3 Meetings of the Board and Standing Committee

Section 22 of the National Jute Board Act, 2008 provides: “The Board may, with the previous approval of the Central Government, by notification in the Official Gazette, make regulations consistent with the provisions of the Act and the rules generally to carry out purposes of this Act.”

The National Jute Board Regulations approved by the Central Government have since been notified in the Official Gazette. The regulations provide: (i) at least one meeting of the Board shall be held in a year and (ii) the Secretary shall, with the approval of the Chairperson, or, in the absence of the Chairperson, with the approval of the Vice-Chairperson, fix the date, time and place of every meeting of the Board and issue notice of the meeting giving at least fifteen clear days’ notice.

During 2014-15, 3 (three) Board Meetings were held on 15.05.2014, 19.09.2014 and 25.02.2015.

2.4 Staff Strength of National Jute Board

National Jute Board (NJB) has been constituted by the Ministry of Textiles, Govt. of India as per the National Jute Board Act, 2008 **[with merger of the erstwhile JUTE MANUFACTURES DEVELOPMENT COUNCIL (JMDC) & NATIONAL CENTRE FOR JUTE DIVERSIFICATION (NCJD)]** and the Board is in place with effect on & from 1st April, 2010. The proposed organization structure of the newly created Board is presently under the consideration of the Ministry of Textiles, Govt. of India and awaits approval of the Central Government.

However, as per Section 11 (1)(a) & (b) of the National Jute Board Act, 2008, JMDC (Council) with its 40 serving employees & NCJD (Society) with its 16 serving employees stand vested in the National Jute Board with effect on & from 1st April, 2010, the “Appointed Day”.

2.5 Implementation of reservation policy of the Central Government in National Jute Board

National Jute Board (NJB) has been constituted by the Ministry of Textiles, Govt. of India as per the National Jute Board Act, 2008 **[with merger of the erstwhile JUTE MANUFACTURES DEVELOPMENT COUNCIL (JMDC) & NATIONAL CENTRE FOR JUTE DIVERSIFICATION (NCJD)]** and the Board is in place with effect on & from 1st April, 2010. The proposed organization structure of the newly created Board is presently under the consideration of the Ministry of Textiles, Govt. of India and awaits approval of the Central Government. The reservation policy and its implementation may be finalized and decided as per extant provisions of the Government, only after the organization structure of the newly formed NJB is finalized and approved by the Central Government.

2.6 Recruitment of persons with disabilities under National Jute Board

National Jute Board (NJB) has been constituted by the Ministry of Textiles, Govt. of India as per the National Jute Board Act, 2008 **[with merger of the erstwhile JUTE MANUFACTURES DEVELOPMENT COUNCIL (JMDC) & NATIONAL CENTRE FOR JUTE DIVERSIFICATION (NCJD)]** and the Board is in place with effect on & from 1st April, 2010. The proposed organization structure of the newly created Board is presently under the consideration of the Ministry of Textiles, Govt. of India and awaits approval of the Central Government.

The matter of recruitment of persons with disabilities may be finalized and decided as per extant provisions of the “Persons with Disabilities (Equal Opportunities, Protection of Rights and Full Participation) Act, 1995”, only after the organization structure of the newly formed NJB is finalized and approved by the Central Government.

2.7 Organisational chart of the National Jute Board

National Jute Board (NJB) has been constituted by the Ministry of Textiles, Govt. of India as per the National Jute Board Act, 2008 **[with merger of the erstwhile JUTE MANUFACTURES DEVELOPMENT COUNCIL (JMDC) & NATIONAL CENTRE FOR JUTE DIVERSIFICATION (NCJD)]** and the Board is in place with effect on & from 1st April, 2010. The proposed organization structure of the newly created Board is presently under the consideration of the Ministry of Textiles, Govt. of India and awaits approval of the Central Government.

2.8 Regional Offices

1. NATIONAL JUTE BOARD (NJB),
'Prakash Deep'
Flat Nos. 508 & 509,
7 Tolstoy Marg,
New Delhi – 110 001.
2. NATIONAL JUTE BOARD (NJB),
Chenetha Bhavan,
2nd Floor, Shop No. 4, Nampally,
Hyderabad – 500 001.
3. NATIONAL JUTE BOARD (NJB),
25 (Old No.10), First Floor, Kodambakkam High Road,
Nungambakkam, Chennai - 600 034

2.9 Computerisation in National Jute Board

National Jute Board stands computerized in its functional areas. NJB personnel are being trained in computer applications in aiding their skill upgradation. The website of NJB (www.jute.com) is equipped for dissemination of necessary information regarding jute industry, both organized and decentralized sector, jute and jute products, promotional initiatives of the National Jute Board, etc.

2.10 International Collaboration

- i) Implementation of the 5 year International Project on “Development and Application of Potentially Important Jute Geotextiles” (CFC/IJSG/21) which was launched on 12th November, 2009 is in progress. The Project has been executed by the JMDC (now NJB) as the Project Executing Agency (PEA). The estimated total cost of the project is approximately US\$ 4 million, of which, the contribution of Govt. of India will be US\$ 1.25 million and that of Bangladesh will be US\$ 567,090. The tenure of the project has been extended for a further period of 18 months (from 01.01.2015 to 30.06.2016).
- ii) National Jute Board (NJB) and the University of Wollongong (UoW), Australia entered into an Agreement for a collaborative research project on Pre-fabricated Vertical Jute Drain (PVJD) and other Jute Geotextiles (JGT) on 13th May, 2013 after obtaining approval of the Board. Initial project tenure was three (3) years reckoned from 01.07.2013 to 30.06.2016. As per the Agreement, NJB would pay Aus \$1,90,000 in three

yearly installments and supply 40,000 meters of PVJD to Ballina site for field trial. The basic objective of the project is to assess the efficiency of PVJD through numerical and experimental investigations and compare its performance with Pre-fabricated Vertical Drain (PVD) [Synthetic Vertical Drain]. UoW is supposed to study soil consolidation through elaborate tests, develop a generalized numerical model, simulate the process under different conditions, prepare specific practice guidelines, disseminate the final research findings and standardize the product in Australia. Subsequently, the project was included by the Australian Research Council (ARC) in its activities with more partners (ARC linked project). A fresh Agreement in supersession of the existing MoU with UoW was formalized with NJB, ARC, UoW and other partners on 5th August, 2014. The project tenure was extended till June, 2017. But the project cost was reduced to Aus \$ 1,76,863.

2.11 Vigilance

National Jute Board (NJB) has no regular Chief Vigilance Officer or Part-time Chief Vigilance Officer.

The conduct of the officers/staff members of the National Jute Board (erstwhile Jute Manufactures Development Council & National Centre for Jute Diversification till 31st March, 2010) are regularly assessed in reference to their service antecedents and as per other individual personnel records, etc. It may be informed that no vigilance case/s ever occurred in the organization, necessitating preparation and maintenance of any list of officers/staff members of doubtful integrity.

2.12 Implementation of Official Language Policy

The instructions of the Central Government regarding progressive use of Hindi and necessary processes involved in this regard are strictly followed and adhered to in NJB. Requirements associated with Implementations of Rajbhasa are duly complied with and all compliance reports are sent to the concerned authorities in Kolkata and New Delhi within the deadline set. All official documents, records, stationeries, forms, etc. are kept bilingually.

2.13 Public Information Cell

In view of dire paucity of personnel, NJB has no separate Public Information Cell. Information to the jute manufacturers, exporters, jute related organizations, TRAs, other jute interests, etc. are furnished by the departmental heads of NJB. Additionally, Shri N. Sengupta, Chief Finance Officer & Assistant Secretary acts as the public grievance redressal officer of NJB.

3. FINANCE AND ACCOUNTS

3.1 Receipts of Grant-in-Aid and Expenditure

The Government collects a duty of excise by way of Cess under Section 3 of The Jute Manufactures Cess Act, 1983 [read with the Amendment made by Section 25 of the National Jute Board Act, 2008] for the purposes of the National Jute Board Act, 2008.

Section 4 of The Jute Manufactures Cess Act, 1983 [read with the Amendment made by Section 25 of the National Jute Board Act, 2008] provides that “The proceeds of the duty of excise levied under sub-section (1) of section 3 shall first be credited to the Consolidated Fund of India and the Central Government may, if Parliament, by appropriation made by law in this behalf, so provides, pay to the National Jute Board, from time to time, from out of such proceeds (after deducting the cost of collection which shall not exceed four per cent of such proceeds) such sums of money as it may think fit for being utilized for the purposes of the National Jute Board Act, 2008”.

NJB receives the above fund as Non-Plan grant for the respective year from the Government.

The Board during the accounting year 2014-15 received Rs. 4510.00 lakhs towards non-plan grants. The grant has been utilised as follows :

	(Rs.lakhs)
Revenue Expenditure (net of other incomes)	3,539.07
Capital Expenditure	1013.41
Excess of expenditure over income transferred from Jute Board Fund	(-) 42.48
Total	4,510.00

3.2 Internal Audit

The organization structure of the Board is under consideration of the Ministry. Due to dire paucity of staff, no internal audit cell is functioning within NJB. NJB has engaged a firm of Chartered Accountants for conducting the regular internal audit and checks.

4. PROJECTS / SCHEMES

4.1 Performance of other Promotional Schemes under Non Plan Grants

i. Improved Cultivation and Retting Exercise for [Jute ICARE]

A program designed for Improved Cultivation and Retting Exercise or 'Jute ICARE' to provide technological and improved processing support to farmers in order to provide the impetus needed to increase yield of jute. Under this project it is envisaged that in the first year i.e. crop season 2015-16 four blocks would be covered. The blocks identified are three in West Bengal namely Karimpur-I and II in Nadia District and Baharampur in Murshidabad district and one at Dhing in Nagaon district in Assam.

ii. Scheme for Support Supply Chain and Bulk Supply of JDPs

NJB provides support to jute entrepreneurs to ensure supply chain and bulk supply of JDPs for selective and mass consumptions. The supply chains include shop-in-shop, special display and counter, showroom of JDPs, bulk supply arrangement. This section aims at meeting increasing demand for jute shopping bags and other JDPs arising mainly due to restrictions on the use of plastic, and thereby supporting the cause of health of environment. In 2014-15, 11 applications for opening of retail outlets were received from 9 jute entrepreneurs. Since inception altogether 126 applications have been received for opening of retail outlets in various parts of the country to ensure supply chain and bulk supply of JDPs for selective and mass consumption. In 2014-15, NJB has released subsidy to 12 outlets located in Karnataka, Tamilnadu, Maharashtra, Uttar Pradesh, Chhatisgarh, Uttarakhand and West Bengal.

iii. Fast Track Scheme for Export Market Development Assistance.

This assistance is extended to the registered Jute exporters for participation in export promotion events directly and/ or under the National Jute Board under Fast Track Export Market Development Assistance Scheme.

The scheme aims to provide fast track support to the Jute manufacturers exporters for participation in fairs and business delegations abroad for promotion of exports of lifestyle and other diversified jute products. The objectives of this scheme also include providing opportunity to small & medium scale entrepreneurs and manufacturers of JDPs to showcase their JDPs and lifestyle jute products in International Markets and to negotiate business with buyers on mutually agreed terms & conditions. In 2014-15, NJB disposed EMDA applications of 111 registered exporters for participation in International Fairs.

iv. Schemes for Workers' Welfare in Jute Sector

National Jute Board [NJB] provides assistance for the welfare of workers in jute-producing units both in jute mills and in small units producing JDPs. NJB utilise non-Plan funds :-

- (a) to improve the sanitation, health facilities and working conditions in the mill sector and
- (b) to provide incentives to the small and medium JDP units for compliance with prescribed working conditions.
- (c) Extend support to the Workers' family towards education of their girl children, - a scholarship scheme as educational support is in operation where on qualifying Secondary education and Higher secondary education, the girl children are entitled for scholarship of Rs. 5000/- and Rs 10,000/- respectively.

For improving sanitation in the Mills, 17 toilet blocks for workers have so far been constructed through Sulabh International and NJB has subsidized an amount of Rs. 194.33 Lakhs under the scheme.

Scholarship amounting to Rs. 187.20 lakhs were disbursed to 2721 girl children of Mill workers of 47 mills during the year.

v. Incentive Scheme for Acquisition of Plants and Machinery

To facilitate modernization in existing and new jute mills and upgradation of technology in existing jute mills and also to provide assistance to a large number of entrepreneurs to manufacture value added JDPs, NJB is operating the above scheme. During 2014-15 total against an investment of Rs.1810.90 lakhs, incentive of Rs.362.18 lakhs were disbursed.

4.2 International Projects

- i) Implementation of the 5 year International Project on "Development and Application of Potentially Important Jute Geotextiles" (CFC/IJSG/21) which was launched on 12th November, 2009 is in progress. The Project has been executed by the JMDC (now NJB) as the Project Executing Agency (PEA). The estimated total cost of the project is approximately US\$ 4 million, of which, the contribution of Govt. of India will be US\$ 1.25 million and that of Bangladesh will be US\$ 567,090. The tenure of the project has been extended for a further period of 18 months (from 01.01.2015 to 30.06.2016).
- ii) National Jute Board (NJB) and the University of Wollongong (UoW), Australia entered into an Agreement for a collaborative research project on Pre-fabricated Vertical Jute Drain (PVJD) and other Jute Geotextiles (JGT) on 13th May, 2013 after obtaining approval of the Board. Initial project tenure was three (3) years reckoned from 01.07.2013 to 30.06.2016. As per the Agreement, NJB is supposed to pay Aus \$1,90,000=00 in three yearly installments. Additionally, NJB is supposed to supply 40,000 meters of PVJD to Ballina site for field trial. The basic objective of the project is to assess the efficiency of PVJD through numerical and experimental investigations and compare its performance with Pre-fabricated Vertical Drain (PVD) [Synthetic Vertical Drain]. UoW is supposed to study soil consolidation through elaborate tests, develop a generalized numerical model, simulate the process under different conditions, prepare specific practice guidelines, disseminate the final research findings and standardize the product in Australia. Subsequently, the project was included by the Australian Research Council (ARC) in its activities with more partners (ARC linked project). A fresh Agreement in supersession of the existing MoU with UoW was formalized with NJB, ARC, UoW and other partners on 5th August, 2014. The project tenure was extended till June, 2017. But the project cost was reduced to Aus \$ 1,76,863.

5. RESEARCH & DEVELOPMENT AND EXTENSION

5.1 Highlights of Research & Development in National Jute Board

During 2014-15, NJB carried out the following Research & Developments through different institutions and agencies :

i. Commercialisation of R&D Efforts

NJB had taken several research initiatives during the Jute Technology Mission [2007-13]. Techno Economic Feasibility Study of 15 successful research works was conducted to enable the commercialization of the successful R&D efforts. These studies were conducted by commercial agencies of repute:

Sl.	Title of the Project	Name of the Agency
1	Development of durable water Repellent Jute Geotextiles with natural Eco-friendly additive	Deloitte
2	Development of suitable Production system for Natural Rubber Coated Jute Fabrics for Novel end-uses	Deloitte
3	Development of Fire Retardant Jute Fabric	Deloitte
4	Manufacture of different Jute and Jute Blended Yarn and Fabrics for Home Textiles/Secondary-Apparels	Deloitte
5	Development of Low Cost dense Jute Non-Woven Fabric	Deloitte
6	Development of Technology to Produce Seamless Low Cost Jute Carry Bags using modified powerloom	Deloitte
7	Natural Dyes on Jute Based Textiles	Deloitte
8	Development of Eco-friendly/Bio-degradable Rigid Jute Based Composites	Deloitte
9	Development of Sound Proofing Composite materials using Jute Products	Deloitte
10	Jute double layered fabrics / circular cloth	WAZIR
11	Ramie-based products	WAZIR
12	Engineering suitable overlay fabric to serve substitute of bitumen mastic	WAZIR
13	Jute / Bamboo composites for application in rural areas	Frost & Sullivan
14	Jute Fibre Reinforced Cement Concrete	Frost & Sullivan
15	Development of cotton lap /cellulose pad substitute from jute	Deloitte

The completed reports are being passed on to the interested entrepreneurs.

- Development of Smaller Capacity Jute Bags by IJIRA** - Development of smaller capacity jute bags with capacity (10kg – 30 kg) for filling food grains.
- Prefeasibility of Mechanical Ribbon Retting by using Decorticator Machine.**

- iii. **Study of Chronic Low Back Pain** of workers engaged in the jute mills by ESI Institute of Pain Management and for suggesting remedial measures on pilot scale.
- iv. **Development of Products by using Himalayan Nettle Fibre** – The nettle fibre available abundantly in Uttarakhand is an allied fibre of jute, which can be used as a blend to jute fibre. The study was conducted by the Department of Jute and Fibre Technology, Institute of Jute Technology, Calcutta University.
- v. **Life Cycle Analysis of Jute bags** initiated by Indian Jute Mills Association through The Energy Research Institute (TERI) - The main objective of the study is to estimate the overall environmental impact of the jute based bags vis-à-vis HDPE/PP based alternative on their Life Cycle basis.
- vi. **Project on Woolenisation of Jute** – A project to create new opportunities for using jute fibres by its chemical modification to make it suitable to blend with wool, acrylic and silk for producing value added products like knitwears and furnishing fabrics.
- vii. **Test Marketing the Cotton Lap/Cellulose Pad** - To establish a pilot scale model plan for manufacturing jute based cellulose and super absorbent polymer and infrastructure to manufacture finished product such as sanitary napkin and diaper nominal scale.
- viii. **Sheet Moulding Compound (SMC) Manufacturing** using Jute Fibre compression by ATIRA -The project aims at benchmarking the performance of Jute fibre& combination of Jute fibre with glass fibers in the SMC technology for making composites to make modular houses.
- ix. **Study on Estimation of Threshold Breaking Strength** required in Warp- way, Weft-way and Seam Direction of Jute Bags of Specific Capacity by IJIRA – A study to determine experimentally the relation between the breaking strength warp-weft, and same direction of jute bag with forces generated in bag fabric on impact when the bag is dropped from a high and on static load during storage in stack and to establish criteria for conformity of IS:12650-2003 (second revision).
- x. **Study on Enzyme Based Retting Technology** - To observe the feasibility of the enzymatic retting of jute plants / ribbons at pilot scale whereas the final deliverables will include development of accelerated farmer friendly eco-retting technology of jute, effective under water limiting condition and improved quality of jute fibre for value added diversified applications and better price realization.
- xi. **Study on National Indexing of Jute Producing Units** - Preparation of National Index on jute producing units on compliance of occupational health and safety measures. The study was conducted by M/s. Frost & Sullivan in about 67 jute producing units throughout the country. The study report has been submitted by M/s. Frost & Sullivan.
- xii. **Study on Occupational Health Monitoring in Jute Mill** - Project on occupational health monitoring for jute mill workers. The study was conducted by M/s. Frost & Sullivan on the basis of on-site medical check-up of the jute mill workers. The agency completed the study among jute mill workers through various medical test and clinical investigation of the jute mill workers.
- xiii. **Techno-commercial feasibility study of Rice Bran Oil [RBO]** as Jute Fibre Lubricant by IJIRA with the objective of total replacement of mineral oil by vegetable oil and assessment of the feasibility of using Rice Bran Oil.
- xiv. **Studies on Transmigration of Mineral Oil Hydrocarbons** from Jute/Synthetic Bags to Packed Food Items. A project to study the migration of mineral oil hydrocarbons for conventional jute / synthetic bag to packed food grains was undertaken by IJIRA.

6. NATIONAL JUTE BOARD SUPPORT SERVICES

6.1 Training

During 2014-15, NJB organized number of training programs with specific objectives. At the request of Director General of Prisons, New Delhi, NJB organized training programs for 351 inmates of Tihar and Rohini Correctional Homes at New Delhi. As per the directives of the Board, NJB had taken initiative to impart training to WSHG members in association with West Bengal State Rural Livelihood Mission in the districts of North & South 24 Parganas and as many as 226 ladies were trained during 2014-15. The details of training programs are as under :

Sl. No.	Name of the Event	Place	Period	No. of Participants
1	Training on Jute Bags for the inmates Tihar Jail	New Delhi	25th June - 9th July 2014	56
2	Training on Jute Bags for the inmates Tihar Jail	New Delhi	10th July -24th July 2014	46
3	Training on Jute Bags for the inmates Rohini Jail	New Delhi	25th June -15th July 2014	35
4	Training on Jute Bags for the inmates Rohini Jail	New Delhi	16th July -30th July 2014	43
5	Training on Jute Bags for the inmates Tihar Jail	New Delhi	22nd Feb -15th March 2015	60
6	Training on Jute Bags for the inmates Tihar Jail	New Delhi	24th Feb -7th April 2015	45
7	Training on Jute Bags for the inmates Rohini Jail	New Delhi	16th Feb - 8th March 2015	33
8	Training on Jute Bags for the inmates Rohini Jail	New Delhi	9th March -23rd March 2015	33
9	Training on Jute Bags in association with WBSRLM	Deganga/ 24 Pgns (N) W.B	13th Nov – 3rd Dec 2014	40
10	Training on Jute Bags in association with WBSRLM	-do-	12th Jan-27th Jan 2015	26
11	Training on Jute Bags in association with WBSRLM Tiger Widows	Pakhiralay, Sundarban, 24 Pgns (S), W.B	20th Feb- 20th March 2015	21
12	Training on Jute Bags	Garia, Kolkata	16th March -15th April 2015	19
13	Training on Jute Bags for Physically Challenged persons	Kapashdanga, Hooghly, W.B	17th Nov. -10th Dec, 2014	30
14	Training on Jute Bags for Physically Challenged persons	Mogragunj, Hooghly, W.B	12th Dec, 14 – 5th Jan 2015	30
15	Training on Jute Bags for Physically Challenged persons	Kapashdanga, Hooghly, W.B.	10th Feb. -26th Feb, 2015	30
16	Training on Jute Bags for Physically Challenged persons	Mogra, Hooghly, W.B.	9th – 25th March 2015	30

6.2 Publicity programme, Press and Media Relations

As the apex body of the Ministry of Textiles, Govt. of India and responsible for promotion of jute and jute products within the country, overseas, aggressive promotional campaign remained high in the agenda of the publicity programme of NJB during the period under report. The endeavour encompassed areas of generic promotion, product and process development of jute and jute products, innovative revelations in R&D, etc. The promotional publicity launched by NJB in print and media, carved out a unique place for jute in domestic and international arena, besides aiding efforts to make a dent into hitherto untapped markets by way of organizing and participating in promotional events in India and abroad. In the media front, while it had been endeavored to create awareness about a greener environment through strategic advertising during Earth Day and Environment Day, highlighting the salient features of Jute, it has also undertaken tactical advertisements to boost up sales of Jute and Jute products. NJB also brought out highly informative promotional publicity materials disseminating useful information of high order, as were of much use to the cross section of jute interests.

6.3 Market Support

A. Export Market Development Programme

(i) NJB in association with JPDEPC in Autumn Fair International, Birmingham (UK), 7-10 September, 2014.

NJB / JPDEPC organized participation of 4 regd. jute manufacturer-exporters in Autumn Fair held during 7-10 September, 2014 at Birmingham, UK for promotion of jute lifestyle promotional items including hand and shopping bags. The jute exporters displayed jute based gift articles of household utility and decoration for promotion. NJB/JPDEPC also arranged to put up one generic promotion/information booth and attended the general enquiries on jute. The display stalls of participants and the Jute Pavilion of NJB/JPDEPC attracted satisfactory foot falls. The participants reported receipt of spot orders of Rs.90.40 lakhs.

(ii) NJB in India Expo, Dubai, 15-16 October, 2014.

Encouraged with market response for jute goods in UAE, NJB organized participation of 6 jute exporters in India Expo, Dubai. NJB also put up a generic promotion booth to spread the message of India's jute diversification and its strength and contribution to world jute. The participating jute exporters reported to have booked business of Rs.38.40 lakhs after the end of the fair. The Expo proved to be successful platform for leading buyers & sellers in Dubai and UAE.

(iii) NJB in Hong Kong Toys & Gifts and Asian Gifts Premium & Household – Mega Show Part-II, 27-29 October, 2014

NJB organized participation of 5 regd. jute manufacturer exporters in Hong Kong Toys & Gifts and Asian Gifts Premium & Household – Mega Show Part-II, 27-29 October, 2014. NJB arranged participation in this event for promotion of jute-based lifestyle promotional gift items including hand and shopping bags and provided assistance to the participant exporters. The participants reported to have booked spot business of Rs.165 lakh and satisfied with visitors' turnout.

(iv) NJB/ JPDEPC in China Import & Export Fair, 31 October – 4 November, 2014

NJB / JPDEPC organized participation of 8 regd. jute manufacturer exporters in China Import & Export Fair, 31 October – 4 November, 2014. NJB and JPDEPC arranged participation in this event for promotion of jute-based lifestyle promotional gift items including hand and shopping bags and provided assistance to the participant exporters. The participants reported to have booked business of Rs.189.60 lakh and satisfied with visitors' turnout.

(v) NJB in Christmas Fair, Czech Republic, 11-14 December, 2014

NJB organized participation of 4 jute exporters in NJB in Christmas Fair, Czech Republic, 11-14 December, 2014 for promotion of jute-based lifestyle promotional gift items including hand & shopping bags. The NJB pavilion attracted good number of serious business visitors from all over European countries. The participants reported to have booked spot business of Rs.400 lakh and satisfied with visitors' turnout.

(vi) NJB in Domotex Fair 2015, Hannover, 17-20 January, 2015

NJB organised participation of Indian Jute Mills in Domotex Fair held during 17-20 January, 2015 at Hannover, (Germany) for promotion of jute yarn, Carpet Backing Cloth (CBC) and other Carpet accessories. 6 Jute mills took part in Domotex Fair under the banner of NJB. All the Jute Mill participants expressed satisfaction over the facilities and support services provided by the NJB. Participation in Domotex 2015 helped the participating Jute Mills to renew business contacts and establish new trade channels. It was reported that spot business of Rs.229.00 lakhs was booked by the participants in NJB Jute Pavilion.

(vii) NJB& JPDEPC in Ambiente Fair, Frankfurt, 13-17 February, 2015

NJB / JPDEPC facilitated participation of 8 regd. jute exporters in Ambiente Fair and arranged comprehensive display of jute diversified products / gift items in its generic booth. Encouraged by the market response, 10 member units directly participated in the event. The participants under NJB/JPDEPC reported that they booked spot order of Rs.29.40 lakh and future order of Rs.177.00 lakh at the end of the fair.

(viii) ASD Trade Show, Las Vegas, USA, 1-4 March, 2015

NJB organized participation of 6 jute exporters in the ASD Trade Show held during 1-4 March, 2015 at Las Vegas, USA. The regd. jute manufacturer exporters showcased varieties of promotional jute items to cater to specific taste and preference of the buyers. Business finalized during the Show was Rs.190.80 lakh as reported by the participants.

B. Domestic Market Development Programmes

- To promote sale of consumer-oriented JDPs being produced by a large number of entrepreneurs, NJB organized 17 jute fairs & facilitated participation of 366 jute entrepreneurs.
- To facilitate the entrepreneurs to promote sale of consumer JDPs in regional / national level fairs with due regard to product-mix, NJB organized participation in 12 product specific national level fairs facilitating participation of 249 entrepreneurs and 29 regional level fairs facilitating 253 entrepreneurs from Mill and informal sectors for promotion of home furnishings & textiles made-ups including floor coverings, promotional bags, gift and decorative accessories, etc.
- For dissemination of information and creating awareness about innovative jute products and their uses like jute geo-textiles, jute composite, food grade jute products, yarn, floor coverings, etc. NJB organized participation in workshops / seminars / BSMs with active involvement of the jute entrepreneurs belonging to both informal and Mill sector.
- For exclusive promotion of jute geotextiles, NJB also organized promotional activities, which included regular interaction with the CPWD, Border Roads Organisation (BRO), Irrigation & Waterways, Department of States of Gujarat, Orissa and West Bengal, Eastern Railway, Northern Coalfields Ltd., National Hydro-electric Power Corporation (Sikkim), Public Works Department of the States of Jharkhand, Gujarat & West Bengal.

NJB organized participation in following domestic fairs/exhibitions during the period under report. The following table shows the number of units participated in each of the fair / exhibition, sales transacted and business generated in those fairs :

(i) **Organisation of / Participation in Seminars / Workshops / Interactive Meetings / BSM**

Sl. No.	Name of the Events	Place	Dates	No. of units participants
1.	Workshop on usage of jute geotextiles	Guwahati	9th June, 2014	65
2.	Buyer-Seller Meet	Srinagar, J & K	23 – 27 June'14	25
3.	International Conference on Natural Fibers	Kolkata	2 – 3 August'14	150
			TOTAL :	240

(ii) **Organisation of participation in promotional events all over India
“JUTE WEEK” COINCIDING “WORLD ENVIRONMENT DAY”**

Sl. No.	Name of the Event	Place	Dates	No. of units participated	Retail Sale (Rs. in Lakh)	Business generated (Rs. in Lakh)
1.	Jute Week	Ooty (TN)	30 May-5 June,14	18	13.30	48.54
2.	Jute Week	Darjeeling (WB)	4-9 June, 14	15	11.14	--
3.	Jute Week	Shillong (Meghalaya)	5-10 June, 14	15	11.05	--
4.	Jute Week	Shimla	5-10 June, 14	21	23.11	6.42
5.	Jute Week	Gangtok (Sikkim)	5-10 June, 14	15	12.26	--
			TOTAL :	84	70.86	54.96

JUTE FAIRS

Sl. No.	Name of the Event	Place	Dates	No. of units participated	Retail Sale (Rs. in Lakh)	Business generated (Rs. in Lakh)
1.	Jute Fair	Patna	11 – 17 Aug'14	20	13.68	4.69
2.	Jute Fair	Mangalore	26 Aug – 1 Sept.'14	26	31.74	13.92
3.	Jute Fair	Nainital, UK	1 – 7 September'14	16	14.25	8.30
4.	Jute Fair	Chandigarh	10 – 16 Sept.14	20	15.75	5.50
5.	Jute Fair	Hyderabad	17 – 22 Sept.14	23	16.24	3.99
6.	Jute Fair	Varanasi	19 – 25 Sept.14	20	19.89	16.04
7.	Jute Fair	Nagpur	03 – 09 Nov.'14	23	18.08	3.32
8.	Jute Fair	Pune	04 – 10 Dec.'14	25	20.50	16.80
9.	Jute Fair	Calicut	17 – 21 Dec.'14	25	22.69	17.46
10.	Jute Fair	Madurai	31 Dec.14-04 Jan.'15	29	26.95	18.77
11.	Jute Fair	Mumbai	05 – 10 January'15	31	37.92	20.00
12.	Jute Fair	Surat	24 Feb.-3 March'15	24	18.50	15.50
			Total:	282	256.19	144.29

NATIONAL FAIRS :

Sl. No.	Name of the Events	Place	Dates	No. of units participated	Retail Sale (Rs. in Lakh)	Business generated (Rs. in Lakh)
1.	Metroplus Lifestyle Fair	Chennai	6 - 9 June'14	20	19.65	42.00
2.	Giftex, 2014	Mumbai	18 – 21 July,14	14	-----	437.88
3.	Hindu Lifestyle Fair	Hyderabad	15 – 18 Aug'14	15	-----	17.31
4.	Giftex, 2014	Bangalore	12 – 14 Sept'14	15	-----	230.82
5.	India International Trade Fair (IITF'14)	PragatiMaidan, New Delhi	14 – 27 Nov.'14	56	200.00	65.00
6.	Hindu Lifestyle Fair	Vijayawada	28 Nov.–1 Dec.14	15	10.54	1.37
7.	All India Crafts Mela	Madhapur, Hyderabad	15 – 31 Dec.'14	35	33.38	2.40
8.	India International Mega Trade Fair	Science City, Kolkata	18 – 28 Dec/'14	17	20.15	5.00
9.	Industrial India Trade Fair	Milan Mela, Kolkata	26 Dec.-4 Jan.'15	2	1.80	3.50
10.	Coir Kerala	Alleppey	1 – 5 Feb.'15	20	3.19	10.53
11.	Surajkund Craft Mela	Surajkund, Haryana	01 – 15 Feb.'15	30	34.14	10.24
12.	Vibrant,Uttarakhand	Dehradun	11 – 18 Feb'15	10	1.85	----
			Total :	249	324.70	826.05

INTERNATIONAL FAIRS IN INDIA :

Sl. No.	Name of the Events	Place	Dates	No. of units participated	Retail Sale (Rs. in Lakh)	Business generated (Rs. in Lakh)
1.	Tex-Trends India	Pragati Maidan, New Delhi	28-30 Jan.' 15	18	---	249.00
2.	India International Hand-woven Fair	Chennai	11-13 March' 15	12	---	60.00
			Total :	30	---	309.00

REGIONAL FAIRS :

Sl. No.	Name of the Events	Place	Dates	No. of units participated	Retail Sale (Rs. in Lakh)	Business generated (Rs. in Lakh)
1.	Looms Weaves & More	Kolkata	19 – 21 August'14	3	0.51	----
2.	18th National Exhibition	Sodepur, Kolkata	3 – 7 Sept.14	6	0.62	----
3.	Handicrafts & Rural Tourism Fair	Kolkata	13 – 23 Sept'14	5	2.00	----
4.	9th International Shillong Shopping Carnival	Shillong	11 – 23 Sept'14	10	6.75	2.60
5.	PudhuvaiUtsav	Puducherry	18 – 22 Sept. 14	10	10.16	26.63
6.	Navaratri Jute Fair	Chennai	18 – 22 Sept.14	10	7.50	4.75
7.	Smart Shopper's Expo	Coimbatore	26 – 29 Sept. 14	16	15.23	14.51
8.	Rash Mela	Cooch Behar	06-20 Nov.'14	20	35.00	25.00
9.	LucknowMahotsav	Lucknow	25 Nov-7 Dec.'14	15	22.50	13.60
10.	Konark Festival	Konark, Odisha	1 – 5 Dec.'14	19	7.07	----
11.	1st International Leo Expo	Silchar, Assam	12 – 28 Dec.'14	10	8.50	----
12.	Grand (State) Mela	Banda, Bundelkhan, U.P	13 – 17 Dec.'14	17	14.32	----
13.	Craft Mela	Udaipur (Raj)	21 – 30 Dec.'14	20	16.50	10.50
14.	PoushMela	Bolepur, W.B	23 – 26 Dec.'14	26	24.54	----
15.	Rishra Fair	Rishra, Hooghly, WB	2 – 14 Jan.'15	5	1.80	----
16.	SarasMela	Salt Lake, Kolkata	31 Jan.-12 Feb.15	3	1.36	----
17.	Kolkata Book Fair	Milan Mela, Kolkata	27 Jan – 8 Feb.'15	8	16.50	----
18.	MatiUtsav	Burdwan, W.B	28 Jan – 3 Feb.'15	5	0.87	----
19.	22nd International Guwahati Trade Fair	Guwahati	29 Jan – 15 Feb.15	8	10.50	3.25
20.	KovaiUtsav	Coimbatore	05 – 08 Feb'15	10	7.43	7.86
21.	TajMohatsav	Agra	18 – 27 Feb.15	27	10.45	6.85
			TOTAL :	253	220.11	115.55



A glimpse of display of jute assorted carry bags in Giftex, 2014 (18-21 July, 2014), Mumbai - Participation organised by NJB.



Jute Pavilion at Jute Fair, Varanasi (19-25 September, 2014) - Organised by NJB.



Presentation on jute sector by : Dr. S. Gupta, IAS, Jute Commissioner, Ministry of Textiles, Govt. of India in the Meet Jute & Textiles Sector on 11th October, 2014 at Kolkata.



Hon'ble Minister of State for Textiles (I/C), Govt. of India appreciating jute bags displayed in the Meet Jute & Textiles Sector.



Presentation on application of Jute Geotextiles before Hon'ble Minister of State for Textiles (I/C) and Hon'ble Minister of State for Commerce & Industries (I/C), Govt. of India in the Meet Jute & Textiles Sector.



Foreign buyers appreciating Jute bags displayed in the India International Trade Fair, (14-27 November, 2014), Pragati Maidan, New Delhi - Participation organized by NJB.



A view of jute pavilion at Konark Festival, (1-5 December, 2014), Konark, Odisha - Participation organized by NJB.



Visitors to the Jute Fair, (5-10 January, 2015), Mumbai, organized by NJB.



A view of National Jute Board Pavilion at Tex-Trend India, 2015, (28-30 January, 2015), Pragati Maidan, New Delhi.



Theme Pavilion of National Jute Board at Tex-Trend India, 2015, (28-30 January, 2015), Pragati Maidan, New Delhi.

7. JUTE STATISTICS

7.1 Raw jute production

Qty. '000 bales

Period	Jute	Mesta	Jute & Mesta
July-June	Prod.	Prod.	Prod
2014-15	10934	515	11449

[Source : Ministry of Agriculture, Govt. of India]

7.2 Prices of raw jute

Variety : TDS / Rs. Quintal
Ex-West Bengal

Period July - June	Minimum Support Price Ex-Assam Rs.	Maximum Rs.	Minimum Rs.
2014-15	2400.00	4210.00	2535.00

[Source : Office of the Jute Commissioner & Indian Jute Mills Association]

7.3 Jute Goods Exports and Imports :

7.3.1 Export Performance of Jute Goods :

Exports of jute goods during last 5 years were as under :

Quantity in '000 M.Ton
Value : Rs. in Million

Products	2010-11		2011-12		2012-13		2013-14		2014-15	
	Qty.	Value	Qty.	Value	Qty.	Value	Qty.	Value	Qty.	Value
Hessian	37.9	2051.38	75.02	4198.58	66.2	4071.24	50.1	3346.64	29.7	2117.76
	171267750*	5353.36	229716220*	5589.55	121873755*	4961.56	122634407*	5263.61	168359248*	5578.05
		7404.74		9788.13		9032.80		8610.25		7695.81
Sacking	42.8	2089.18	73.0	4064.94	67.7	4006.25	84.6	5206.72	46.4	2903.66
	4394830*	150.29	13409884*	124.43	2060610*	158.48	851781*	63.29	1601889*	61.89
		2239.47		4189.37		4164.73		5270.01		2965.55
CBC	103784*	5.81	444316*	3.99	22924*	1.74	23340*	2.60	23079*	1.70
Yarn	85.4	5309.62	54.7	2820.14	43.8	2211.62	25.0	1435.83	23.6	1387.35
Soil Saver	3.9	76.64	3.2	70.44	2.6	86.78	2.0	86.11	2.8	133.37
JDPs		2697.48		3199.01		3635.93		4838.76		5085.70
Others	5.5	807.70	5.9	878.52	5.1	784.42	4.0	975.93	4.2	868.62
All Jute Goods	175.5 189980484*	18541.46	211.8 284418082*	20949.60	185.4 135821362*	19918.02	164.7 139290068*	21219.49	106.7 182970307*	18138.10
	US\$ 412 Million		US\$ 416 Million		US\$ 366 Million		US\$ 351 Million		US\$ 297 Million	

Source : DGCI&S

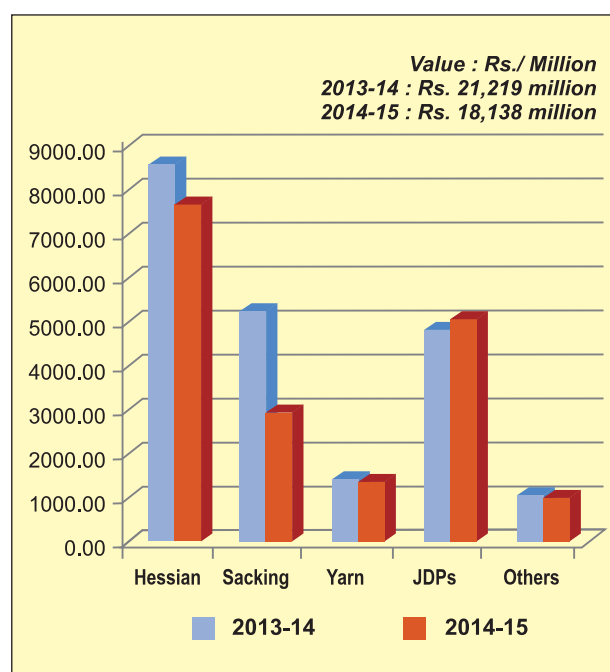
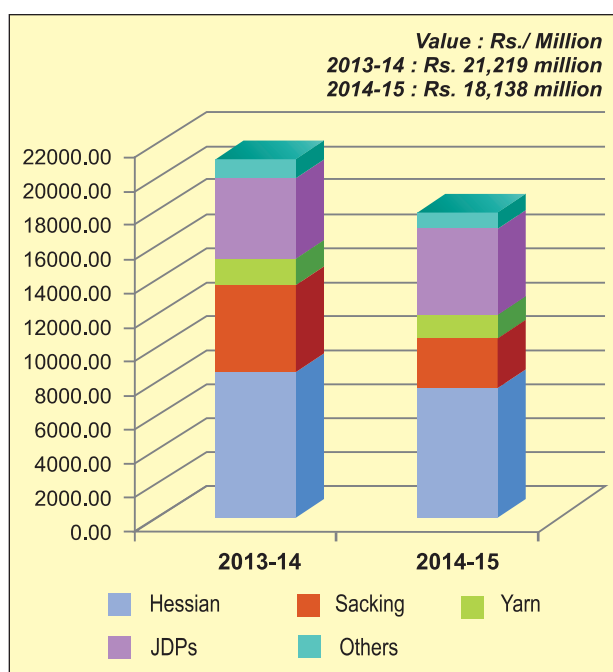
N.B. Total Export Qty : Only for '000 M.Ton

* indicates the quantity in SQM

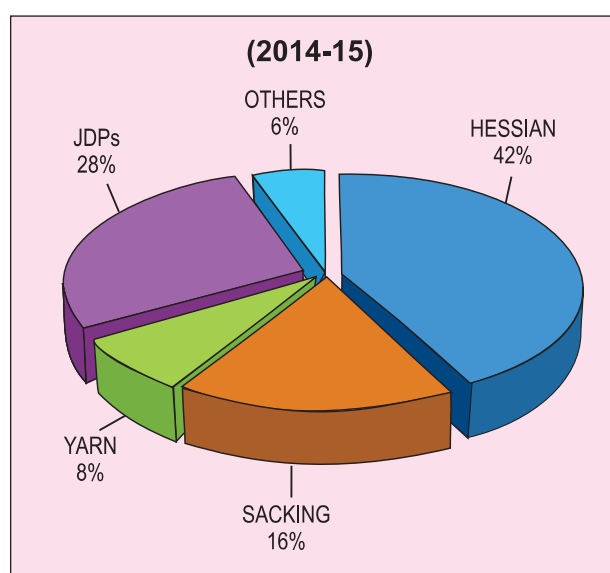
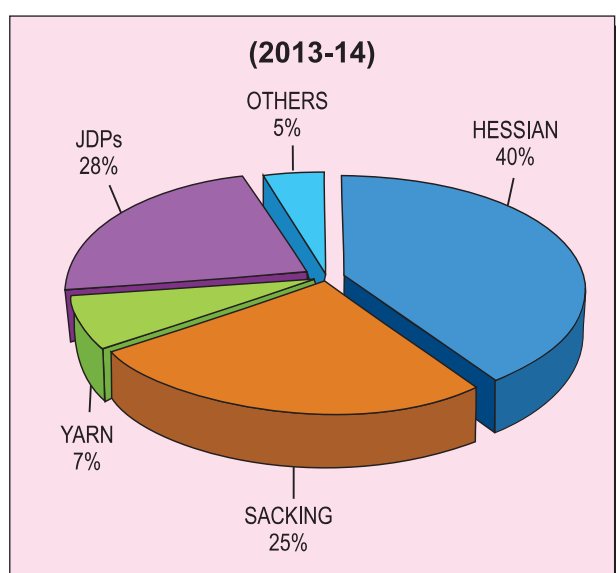
7.3.2 Product-wise exports

Export during 2014-15 (April-March 2015), valued at Rs.18,138 Million equivalent to about US\$ 297 Million, is lower by 15% in both Indian Rupees and in average dollar terms as compared to the same period of 2013-14 (April-March 2014). In terms of quantity, export during 2014-15 was 1,61,700 M.Ton, which is also lower by 22% as compared to 2013-14.

This decline in exports in value has been mainly due to decline in exports of major categories of jute products : Hessian by 11% in value, Sacking by 44% in value, Yarn by 6% in quantity and 3% in value terms as compared to corresponding period of 2013-14. Export of JDPs shows increasing trend by 5% in value terms during the period under report.



Hessian constituted 42%, Sacking constituted 16% and Yarn constituted 8%. All these three major categories of products together constituted 66% of total exports. Exports of diversified products, with floor coverings and hand and shopping bags as major constituents represented 28% of the total value of exports. The balance 6% is shared by specialties and other residual items like Soil Saver, Webbing, Canvas/Tarpaulin and CBC.



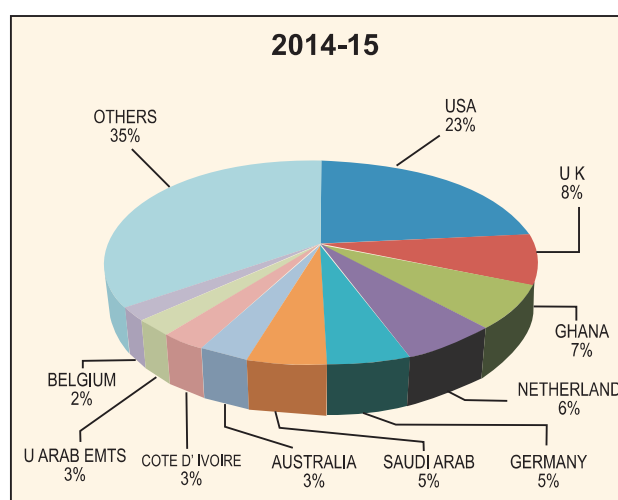
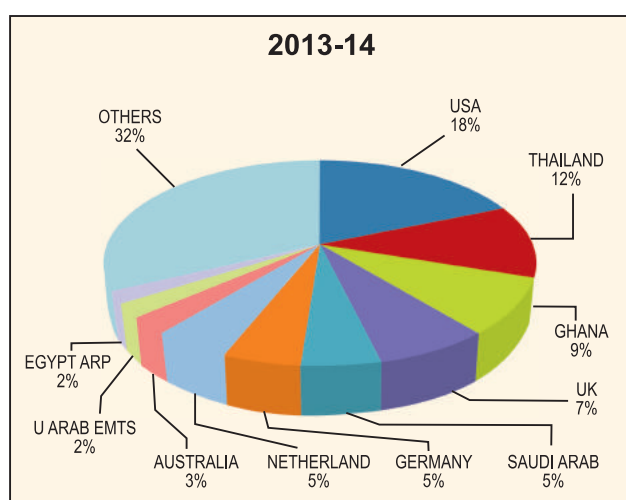
7.3.3 Country-wise Exports :

During 2014-15, USA, UK, Ghana, Netherlands, Germany were top 5 importing countries accounted for 49% of total value of jute goods exports. These 5 top importing countries were followed by Saudi Arab, Australia, Cote D'Ivoire, UAE, Belgium which accounted for 16%. All these top 10 countries accounted for 65% of total jute goods exports during period under report.

Following table will reveal export performance to top 10 countries during 2014-15 as compared to 2013-14.

Value : Rs./Million

	2013-14		2014-15		% increase / decrease
	Country	Value	Country	Value	
1)	U S A	3947.30	U S A	4244.01	(+)8%
2)	THAILAND	2478.05	U K	1431.07	(-)7%
3)	GHANA	1857.68	GHANA	1292.82	(-)30%
4)	U K	1535.64	NETHERLAND	1089.05	(+)6%
5)	SAUDI ARAB	1049.44	GERMANY	941.96	(-)9%
6)	GERMANY	1034.53	SAUDI ARAB	898.83	(-)14%
7)	NETHERLAND	1030.89	AUSTRALIA	582.36	-
8)	AUSTRALIA	582.76	COTE D'IVOIRE	509.56	(+)25%
9)	U ARAB EMTS	454.04	U ARAB EMTS	466.53	(+)3%
10)	EGYPT A RP	415.22	BELGIUM	392.53	(-)1%
	TOTAL OF TOP 10	14385.55	TOTAL OF TOP 10	11848.72	
	TOTAL EXPORT	21219.49	TOTAL EXPORT	18138.1	



7.3.4 Exports of JDPs :

Following table will provide exports of major jute diversified products during last 5 years :

Value : Rs./Million

Products	2010-11	2011-12	2012-13	2013-14	2014-15
Floor Coverings	1342.36	1420.05	1789.91	2160.99	2388.99
Hand & Shopping Bags	1264.22	1636.61	1696.95	2448.02	2518.42
Wall Hangings	29.90	40.97	2.09	5.73	8.48
Gift Articles	22.86	14.64	64.95	38.27	40.48
Decorative Fabrics	28.61	86.08	79.59	184.38	123.71
Others	9.53	0.66	2.44	1.37	5.62
Total JDPs	2697.48 (US\$ 60.01)	3199.01 (US\$ 63.51)	3635.93 (US\$ 66.81)	4838.76 (US\$ 80.02)	5085.70 (US\$ 83.17)
Total jute goods exports	18541.46	20949.60	19918.02	21219.49	18138.10
% share of JDPs to all jute goods	14	15	18	23	28

Source : DGCI&S

Exports of JDPs have increased from Rs. 4,839 million in 2013-14 to Rs. 5,086 million in 2014-15 (increased by 5%). This increase in exports of JDPs is mainly attributable to increased preference for eco-friendly products in USA and Europe. USA is the single largest market for Indian jute diversified products, accounted for 45% of total JDP exports, followed by UK, Australia, Germany, France, Netherland, Spain, Italy, Saudi Arabia, South Africa accounted for 40% of total JDPs exports in 2014-15. All these top ten importing countries accounted for 85% of total JDP exports from India in 2014-15.

Govt. of India, Ministry of Textiles fixed export target for jute goods for 2014-15 at US\$ 520 million. Going by the export during 2014-15, achievement in export performance is 57%.

7.4 Jute and Jute goods imports :

Imports of raw jute and jute goods into India during last 5 years were as under :

Quantity in '000 M.Ton

Value : Rs. in Million

Period :	2010-11		2011-12		2012-13		2013-14		2014-15	
	Qty.	Value	Qty.	Value	Qty.	Value	Qty.	Value	Qty.	Value
Raw Jute	87.1	3172.04	183.2	4521.10	160.1	3841.00	54.1	1469.50	47.6	1424.00
Jute Products	87.1	4067.88	117.9	5196.30	141.8	6555.00	99.6	4535.30	130.7	5614.80

Source : Office of the Deputy Commissioner of Customs, Petrapole Land Customs

In 2014-15, import of raw jute from Bangladesh shows declining trend. Import of raw jute declined from 54,100 M.Ton (Rs.1,470 million) in 2013-14 to 47,558 M.Ton (Rs. 1,424 million) in 2014-15. This implies a decline in import of raw jute by 12% in quantity and 3% in value terms.

Import of jute products in 2014-15 registered increasing trend. Import of jute products increased from 99,630 M.Ton (Rs. 4,535 million) in 2013-14 to 1,30,686 M.Ton (Rs.5,615 million) in 2014-15. This implies increasing trend in import of jute products by 31% in quantity and 24% in value terms. Jute products imported during 2014-15 were: Jute Yarn & Twine (49%), jute bags (34%) and jute cloth & CBC (17%) of total value of jute products imported from Bangladesh through Petrapole Land Customs during 2014-15.

ANNEXURES

List of Board Members

1. Secretary, Ministry of Textiles, Govt. of India, New Delhi - **Chairman**
2. (i) Smt. Bijoya Chakravarty, Hon'ble Member of Parliament (Lok Sabha) [upto 20.01.2015]
(ii) Smt. Butta Renuka, Hon'ble Member of Parliament (Lok Sabha) [from 21.01.2015]
3. (i) Shri Abdul Mannan Hossain, Hon'ble Member of Parliament (Lok Sabha) [upto 20.01.2015]
(ii) Shri Kamakhya Prasad Tasa, Hon'ble Member of Parliament (Lok Sabha) [from 21.01.2015]
4. Shri P. Bhattacharya, Hon'ble Member of Parliament (Rajya Sabha)
5. Additional Secretary & Financial Advisor, Ministry of Textiles, Govt. of India, New Delhi
6. Joint Secretary (Jute), Ministry of Textiles, Govt. of India, New Delhi
7. Jute Commissioner, Govt. of India, Kolkata
8. Joint Secretary, (RFS, NRM, M&T, TMC & JTM), Ministry of Agriculture, Govt. of India,
9. Joint Secretary (P & FCI), Ministry of Food & Public Distribution, Govt. of India
10. (i) Commissioner & Secretary, Commerce & Industries Department, Govt. of Meghalaya [upto 28.09.2014]
(ii) Secretary, Micro, Small & Medium Enterprises & Textiles, Govt. of West Bengal
11. (i) Commissioner-cum-Secretary, Handloom, Textiles & Handicrafts Department, Govt. of Odisha [upto 28.09.2015]
(ii) Principal Secretary to Government, Industries & Commerce Department, Andhra Pradesh
12. (i) Managing Director, Tripura Jute Mills Ltd. [upto 28.09.2015]
(ii) Commissioner & Secretary to the Govt. of Assam, Handloom Textiles & Sericulture Department, Guwahati, Assam
13. Director, Indian Jute Industries' Research Association
14. Principal, Institute of Jute Technology (Deptt. of Jute & Fibre Technology)
15. Director, National Institute of Research on Jute and Allied Fibre Technology
16. Director, Central Research Institute for Jute & Allied Fibres,
17. Chairman-cum-Managing Director, The Jute Corporation of India Ltd., Kolkata
18. Shri Bidyut Raut, S/o. Shri Jitendra Rout, Purbayan, P.O. Sahaganj, Dist. Hooghly, West Bengal, Pin - 712 104
19. Shri Siddarth Kshetriya, S/o. Dr. Shardanand Singh, 42, Kamla Apartment, Patel Nagar, Road No.10, Patna, Bihar - 800 023.
20. Shri Siripurapu Kumara Swamy, Honjaram (Village & Post) PIN : 532 168, Punduru (via), Santhakaviti Mandal, Srikakulam District, Andhra Pradesh
21. Shri Jyotirmoy Chatterjee, M/s. Agarpara Jute Mill, 3, Dr. Lalmohan Banerjee Road, Panihati - 700 114. (W.B)
22. Shri Ali Hussain Akond, P.O. Bhaitbari, Meghalaya - 794 001
23. Shri Rabindra Deb Barma, Kamalpur, Dist - Dhalai, Pin Code: 799285, Tripura.
24. Prof. R. Chattopadhyay, Head of Textile Department, IIT, Delhi
25. Dr. (Mrs.) Sadhana Kapoor, 202, Ganga Jamuna Complex, M.P. Nagar, Bhopal - 462 011.
26. Shri Anurag Himatsinghka, Camila International, Kolkata
27. Shri Anne Kali Kiran, 8-3-669/10/13, Near BRI Quarters, Yellareddyguda, Hyderabad - 500 073. Shri D. C. Baheti,
28. Shri D. C. Baheti, Managing Director, M/s. Gloster Limited, 21, Strand Road, Kolkata-700 001
29. Shri Mandavilli Venkateswara Rao, S/o. Late Shri M. Y. Chetti, Door No.24-111, Chinna Bazar, Salur - 535591, Vizianagaram District, Andhra Pradesh.
30. President, Association for Jute and Handicrafts Entrepreneurs of Eastern India
31. Shri Ganesh Sarkar, S/o. Shri Chandra Mohan Sarkar, 41-B, Kabitirtha Sarani, 1st floor, Kolkata - 700 023.
32. Shri Abhisek Poddar, Director, M/s. The Ganges Jute Pvt. Ltd., Chatterjee International Centre, 33-A, J. L. Nehru Road, 6th floor, Flat No.A-1, Kolkata - 700 071.
33. Shri Sanjay Kajaria, Joint Managing Director, M/s. Murlidhar Ratanlal Exports Ltd., 15-B, Hemanta Basu Sarani, Kolkata - 700 001. Shri Abhisek Poddar, Director, M/s. The Ganges Jute Pvt. Ltd.
34. Secretary, National Jute Board, Kolkata - **Member Secretary**

Abbreviations

NJB	National Jute Board
JTM	Jute Technology Mission
JMDC	Jute Manufactures Development Council
NCJD	National Centre for Jute Diversification
JDP	Jute Diversified Products

ANNUAL ACCOUNTS

2014-15

AUDIT REPORT

प्रधान निदेशक, वणिज्चिक लेखा-परीक्षा
तथा पदेन सदस्य, लेखा-परीक्षा बोर्ड-I का कार्यालय
1, काउन्सिल हाउस स्ट्रीट
कोलकाता-700 001

OFFICE OF THE
PRINCIPAL DIRECTOR OF COMMERCIAL AUDIT
& EX-OFFICIO MEMBER, AUDIT BOARD-I
1, COUNCIL HOUSE STREET,
KOLKATA-700 001

No. 276/PDCA/KoPT-ABs/SAR-14-15/NJB/2015-16

Date : 11.12.2015

To

The Secretary to the Government of India,
Ministry of Textiles,
Udyog Bhavan,
New Delhi-110 011

Subject : Separate Audit Report (SAR) on the accounts of **National Jute Board, Kolkata**
for the year 2014-15.

Sir,

I am to forward herewith the Separate Audit Report (SAR) on the accounts of **National Jute Board, Kolkata** for the year 2014-15. A copy of the annual accounts of National Jute Board for the year 2014-15 is also enclosed.

Action may please be taken for placing the same before both the houses of Parliament. The date on which the SAR is placed before Parliament (both Lok Sabha and Rajya Sabha) may please be communicated to this office. The Secretary of National Jute Board has been requested to send the Hindi version of the SAR and annual accounts to the Ministry.

The receipt of this letter may kindly be acknowledged.

Yours faithfully,

Sd/-

(Praveer Kumar)

Principal Director of Commercial Audit
& Ex-officio Member Audit Board-I
Kolkata

Enclo : As stated.

AUDIT REPORT

प्रधान निदेशक, वणिज्चिक लेखा-परीक्षा
तथा पदेन सदस्य, लेखा-परीक्षा बोर्ड-I का कार्यालय
1, काउन्सिल हाउस स्ट्रीट
कोलकाता-700 001

OFFICE OF THE
PRINCIPAL DIRECTOR OF COMMERCIAL AUDIT
& EX-OFFICIO MEMBER, AUDIT BOARD-I
1, COUNCIL HOUSE STREET,
KOLKATA-700 001

No. 276/PDCA/KoPT-ABs/SAR-14-15/NJB/2015-16

Date : 11.12.2015

Copy along with a copy of the Separate Audit Report (SAR) for the year 2014-15 is forwarded to the Secretary, National Jute Board, 3A & 3B, Park Plaza, 71, Park Street, Kolkata-700 016 for information and necessary action.

Hindi Version of the SAR and the annual accounts may please be prepared and submitted to the Ministry for further action.

Yours faithfully,

Sd/-

(Praveer Kumar)

Principal Director of Commercial Audit

& Ex-officio Member Audit Board-I

Kolkata

Enclo : As stated.

**Separate Audit Report of the Comptroller & Auditor General of India on the
Accounts of the National Jute Board, Kolkata
for the year ended 31st March, 2015.**

1. We have audited the attached Balance Sheet as at 31 March 2015 and the Income & Expenditure Statement and Receipts & Payments Account for the year ended on that date of National Jute Board, Kolkata under Section 19 (2) of the Comptroller & Auditor General's (Duties, Powers & Conditions of Service) Act, 1971 read with Section 17 of the National Jute Board Act, 2008. Preparation of these financial statements is the responsibility of the National Jute Board management. Our responsibility is to express an opinion on these financial statements based on our audit.
2. This Separate Audit Report contains the comments of the Comptroller & Auditor General of India (CAG) on the accounting treatment only with regard to classification, conformity with the best accounting practices, accounting standards and disclosure norms, etc. Audit observations on financial transactions with regard to compliance with the Laws, Rules & Regulations (Propriety and Regularity) and efficiency-cum-performance aspects etc., if any, are reported through Inspection Reports/CAG's Audit Reports separately.
3. We have conducted our audit in accordance with the auditing standards generally accepted in India. These standards require that we plan and perform the audit to obtain reasonable assurance about whether the financial statements are free from material misstatements. An audit includes examining, on a test basis, evidences supporting the amounts and disclosure in the financial statements. An audit also includes assessing the accounting principles used and significant estimates made by Management, as well as evaluating the overall presentation of financial statements. We believe that our audit provides a reasonable basis for our opinion.
4. Based on our audit, we report that :
 - i. We have obtained all the information and explanations, which to the best of our knowledge and belief were necessary for the purpose of our audit;
 - ii. The Balance Sheet and Income & Expenditure Statement and Receipts & Payments Account dealt with by this report have been drawn up in the format prescribed by the Government of India for Central Autonomous Bodies.
 - iii. In our opinion, proper books of accounts and other relevant records have been maintained by the National Jute Board as required under Uniform Format of Accounts for Central Autonomous Bodies in so far as it appears from our examination of such books.
 - iv. We further report that :

-
- v. Subject to our observations in the preceding paragraphs, we report that the Balance Sheet and Profit and Loss Account dealt with by this report are in agreement with the books of accounts.
- vi. In our opinion and to the best of our information and according to the explanations given to us, the said financial statements read together with the Accounting Policies and Notes on Accounts, and subject to the significant matters stated above and other matters mentioned in Annexure - I to this Audit Report give a true and fair view in conformity with accounting principles generally accepted in India :
- a. In so far as it relates to the Balance Sheet, of the state of affairs of the National Jute Board as at 31 March 2015; and
- b. In so far as it relates to Income and Expenditure Statement of the deficit for the year ended on that date.

For and on behalf of the C&AG of India

Sd/-

(Praveer Kumar)

Principal Director of Commercial Audit &
Ex-officio Member Audit Board-I, Kolkata

Place : Kolkata

Date : 11.12.2015

Annexure - I to Audit Report

1. Adequacy of the Internal Audit System :

During the year 2014-15, internal audit was done by a firm of Chartered Accountants. In our opinion, coverage of internal audit is adequate and commensurate with the size and nature of the business of the Board.

2. Adequacy of Internal Control System :

Internal control system is not adequate and commensurate with size and nature of the Board in respect of the following :

- (i) There is no approved Delegation of Power
- (ii) There is no approved manual for various activities like Procurement, Finance, Internal Control etc.

3. System of Physical verification of fixed assets :

Fixed assets are physically verified annually by the management. During the year 2014-15, fixed assets were verified on 31st March 2015. No material deficiencies were reported during such physical verification.

4. System of Physical verification of inventory :

There was no inventory as on 31st March 2015.

5. Regularity in payment of statutory dues :

According to the information and explanations given to us and the records of the Board examined by us, National Jute Board is generally regular in depositing with the appropriate authorities undisputed statutory dues including Income Tax, Professional Tax and any other material statutory dues applicable to the Board.

Sd/-
(B. C. Mandal)
Deputy Director

National Jute Board

Balance Sheet as at 31st March, 2015

	Schedule No.	2014-15 Rs.	2013-14 Rs.
JUTE FUND AND LIABILITIES			
Jute Board Fund Account	1	54,59,94,354	44,87,14,351
Reserves and Surplus	2	0	0
Earmarked/Endowment Funds	3	54,96,97,852	50,28,30,630
Secured Loans and Borrowings	4	0	0
Unsecured Loans and Borrowings	5	0	0
Deferred Credit Liabilities	6	0	0
Current Liabilities and Provisions	7	23,03,08,539	26,85,34,346
TOTAL		1,32,60,00,745	1,22,00,79,327
ASSETS			
Fixed Assets	8	9,61,52,851	9,74,62,682
Investments - From Earmarked/Endowment Funds	9	3,29,55,127	2,65,33,314
Investments - Others	10	0	0
Current Assets, Loans, Advances etc.	11	1,19,68,92,767	1,09,60,83,331
Miscellaneous Expenditure (To the extent not Written off or Adjusted)		0	0
TOTAL		1,32,60,00,745	1,22,00,79,327
Significant Accounting Policies	24		
Contingent Liabilities and Notes on Accounts	25		

Sd/-
N. SENGUPTA
Chief Finance Officer

Sd/-
M. ARVIND KUMAR, ITS
Secretary

National Jute Board

Income & Expenditure Statement for the Year Ended 31st March, 2015

	Schedule	NON-PLAN 2014-15 Rs.	PLAN-JTM 2014-15 Rs.	NON-PLAN 2013-14 Rs.	PLAN-JTM 2013-14 Rs.
A. INCOME					
Income from Sales/Services	12	0	0	0	0
Grants/Subsidies	13	45,10,00,000	0	35,51,00,000	39,68,00,000
<i>Add</i> : Receivable		0	0	0	0
<i>Less</i> : Capitalisation	8	10,13,40,768	0	13,97,285	0
Net Grant		34,96,59,232	0	35,37,02,715	39,68,00,000
Interest Earned	17	4,56,67,939	0	2,78,80,433	1,25,51,617
Other Income	18	2,89,820	0	5,64,074	0
TOTAL (A)		39,56,16,991	0	38,21,47,222	40,93,51,617
B. EXPENDITURE					
Establishment Expenses	20	5,30,15,023	0	4,98,65,648	0
Other Administrative Expenses etc.	21	3,80,69,175	0	3,98,87,660	0
Market Promotion Expenses					
a) Participation in Trade Fairs, Exhibition-cum-Sale, Trade Missions & Delegations					
- Domestic	21-A	5,89,48,387	0	8,09,73,909	0
- International	21-B	2,19,75,145	0	2,22,37,141	0
b) Seminars & Workshops	21-C	73,96,115	0	1,38,39,452	0
c) Studies on Jute Sector	21-D	4,86,67,402	0	2,74,53,107	0
d) Training	21-E	51,85,141	0	18,58,451	0
e) Jute Geo-Textile Activities	21-FA	1,48,53,078	0	1,74,63,558	0
f) Other Mkt. Promotion & Development Exp.	21-FB	1,82,15,064	0	3,50,39,021	0
Expenditure under JTM Schemes	21-G	0	0	0	40,93,51,617
Expenditure on Grants, Subsidies etc.					
- To IJT under MOU	22	1,26,45,000	0	4,49,097	0
Expenditure on other Schemes	22-A	10,87,86,732	0	9,79,30,879	0
Depreciation	8	19,94,400	0	22,44,780	0
Amortisation of Leasehold Land	8	5,72,791	0	5,72,791	0
Adjustment in respect of Prior Period (1998-99 to 2013-14) expenditure	21-H	95,41,659	0	0	0
TOTAL (B)		39,98,65,112	0	38,98,15,494	40,93,51,617
BALANCE (A) - (B)					
Balance being Excess of Income Over Expenditure carried to Jute Board Fund	1	0	0	0	0
Balance being Excess of Expenditure over Income transferred from Jute Board Fund/ JTM Fund	1	(-)42,48,121	0	(-)76,68,272	0
Significant Accounting Policies	24				
Contingent Liabilities and Notes on Accounts	25				

Sd/-
N. SENGUPTA
Chief Finance Officer

Sd/-
M. ARVIND KUMAR, ITS
Secretary

National Jute Board

Receipts and Payments for the Year Ended 31st March, 2015

RECEIPTS		NON-PLAN	JTM-PLAN	TOTAL	NON-PLAN	JTM-PLAN	TOTAL
		2014-15 Rs.	2014-15 Rs.	2014-15 Rs.	2013-14 Rs.	2013-14 Rs.	2013-14 Rs.
I. Opening Balances							
a) Cash in hand		1,10,044	0	1,10,044	51,423	0	51,423
b) Bank Balances							
1. In current accounts (inc EEFC A/c)		9,00,50,816	75,00,000	9,75,50,816	25,91,80,008	4,10,30,346	30,02,10,354
2. In savings accounts		31,07,365	0	31,07,365	43,58,602	0	43,58,602
3. In deposit accounts		95,11,74,064	0	95,11,74,064	71,72,39,956	0	71,72,39,956
II. Grants Received							
a) From Government of India							
--- Current year		45,10,00,000	0	45,10,00,000	35,51,00,000	39,68,00,000	75,19,00,000
b) From Other Sources - CFC, JGT		44,54,468	0	44,54,468	1,03,94,950	0	1,03,94,950
III. Income on Investments		0	0	0	0	0	0
IV. Interest Received							
a) On Bank Deposits		4,77,49,203	0	4,77,49,203	2,91,91,297	1,25,51,617	4,17,42,914
b) Loans, Advances etc.		5,92,572	0	5,92,572	5,95,805	0	5,95,805
c) On Earmarked Fund		3,92,77,941	0	3,92,77,941	4,08,18,834	0	4,08,18,834
V. Other Income		2,33,470	0	2,33,470	4,18,875	0	4,18,875
VI. Amount Borrowed		0	0	0	0	0	0
VII. Any other receipts							
a) Recoveries from Salaries and Others		1,17,56,066	0	1,17,56,066	1,35,38,219	0	1,35,38,219
b) Recovery of Security Deposits		13,64,772	0	13,64,772	0	0	0
c) Recovery of Advances/loans/receivables		17,73,732	0	17,73,732	55,57,645	0	55,57,645
d) Security & Earnest Money Deposits from Contractors / bidders		6,34,804	0	6,34,804	23,88,035	0	23,88,035
e) Receipts against events							
--- Domestic		38,90,067	0	38,90,067	28,46,218	0	28,46,218
--- Foreign		13,15,000	0	13,15,000	25,87,994	0	25,87,994
f) Receipt from LIC (Terminal Benefits)		0	0	0	0	0	0
g) JTM Scheme		0	0	0	0	0	0
h) Other Receipts		1,61,242	0	1,61,242	35,61,856	0	35,61,856
Total		1,60,86,45,626	75,00,000	1,61,61,45,626	1,44,78,29,717	45,03,81,963	1,89,82,11,680

Contd. Payments....

National Jute Board

Receipts and Payments for the Year Ended 31st March, 2015 (Contd.)

PAYMENTS	NON-PLAN 2014-15 Rs.	JTM-PLAN 2014-15 Rs.	TOTAL 2014-15 Rs.	NON-PLAN 2013-14 Rs.	JTM-PLAN 2013-14 Rs.	TOTAL 2013-14 Rs.
I. Expenses						
a) Establishment Expenses	5,05,26,277	0	5,05,26,277	4,48,91,156	0	4,48,91,156
b) Administrative Expenses	3,29,16,177	0	3,29,16,177	3,19,27,628	0	3,19,27,628
Administrative & Monitoring Expenses (JTM)	0	0	0	0	63,42,471	63,42,471
c) Market Promotion Expenses						
i) Participation in Trade Fairs, Exhibition-cum-Sale, Trade Missions & Delegations						
– Domestic	5,98,66,643	0	5,98,66,643	8,06,30,312	0	8,06,30,312
– International	2,22,84,754	0	2,22,84,754	2,39,02,522	0	2,39,02,522
ii) Seminars & Workshops						
– Domestic	31,67,784	0	31,67,784	68,99,273	0	68,99,273
– International	42,28,331	0	42,28,331	25,90,011	0	25,90,011
iii) Training Activities	50,24,333	0	50,24,333	17,82,691	0	17,82,691
iv) Studies on Jute Sector	3,43,44,651	0	3,43,44,651	2,48,88,501	0	2,48,88,501
v) Jute Geo Textile Activities	1,47,85,784	0	1,47,85,784	1,73,30,319	0	1,73,30,319
vi) Market Promo. & Dev. Expenses	1,68,86,063	0	1,68,86,063	3,28,15,181	0	3,28,15,181
d) Grant to DJFT under MoU	94,83,750	0	94,83,750	0	0	0
e) Outstanding Liabilities	8,25,75,043	75,00,000	9,00,75,043	4,44,23,020	4,10,18,217	8,54,41,237
f) Exp.on Non-Plan Scheme						
(i) Export Market Dev. Assistance	1,36,80,413	0	1,36,80,413	1,56,06,660	0	1,56,06,660
(ii) Labour Welfare Scheme (Sanitation)	1,94,33,273	0	1,94,33,273	1,33,64,419	0	1,33,64,419
(iii) Incentives to Girl Childredn of Jute Mill Workers	1,20,45,000	0	1,20,45,000	98,20,000	0	98,20,000
(iv) Supply Chain Support	12,96,241	0	12,96,241	59,78,204	0	59,78,204
(v) Incentive under ISAPM	3,62,18,256	0	3,62,18,256	0	0	0
(vi) Students' Outreach Programme	26,874	0	26,874	0	0	0
Total carried forward :	41,87,89,597	75,00,000	42,62,89,597	35,68,49,897	4,73,60,688	40,42,10,585

National Jute Board

Receipts and Payments for the Year Ended 31st March, 2015 (Contd.)

PAYMENTS (Contd.)	NON-PLAN	JTM-PLAN	TOTAL	NON-PLAN	JTM-PLAN	TOTAL
	2014-15 Rs.	2014-15 Rs.	2014-15 Rs.	2013-14 Rs.	2013-14 Rs.	2013-14 Rs.
Total brought forward :	41,87,89,597	75,00,000	42,62,89,597	35,68,49,897	4,73,60,688	40,42,10,585
IV. Expenditure on Fixed Assets & Capital Work-in-Progress						
Purchase of Fixed Assets	13,40,768	0	13,40,768	13,97,285	0	13,97,285
Deposit with NBCC for Rajarhat Office Complex	10,00,00,000	0	10,00,00,000	0	0	0
V. Refund of Surplus Money/Loans	0	0	0	0	0	0
VI. Finance Charges (Interest)	0	0	0	0	0	0
VII. Other Payments						
a) Deposit of recoveries from Salaries and Others	1,23,15,692	0	1,23,15,692	1,35,81,740	0	1,35,81,740
b) Security Deposits recoverable	7,03,746	0	7,03,746	0	0	0
c) Loans & Advances	18,35,646	0	18,35,646	1,03,76,918	0	1,03,76,918
d) Refund of Sec. Dep. from Contractors	13,62,500	0	13,62,500	32,79,684	0	32,79,684
e) Earmarked Fund	47,97,789	0	47,97,789	1,79,01,904	0	1,79,01,904
f) Others	17,726	0	17,726	0	12,129	12,129
VIII. Prior Period Payments	95,41,659	0	95,41,659	0	0	0
IX. JTM Expenses						
6.1 Training of Workers & Supervisors	0	0	0	0	0	0
6.2 Machinery Development	0	0	0	0	1,32,96,000	1,32,96,000
6.3 TQM	0	0	0	0	1,42,23,082	1,42,23,082
6.4 Acquisition of Machinery (Subsidy)	0	0	0	0	24,77,63,802	24,77,63,802
7.1 Design & Dev. of JDP	0	0	0	0	60,51,275	60,51,275
7.2 Promotion of NGOs & WSHGs	0	0	0	0	43,20,473	43,20,473
7.3 Promotion of Jute Diversification	0	0	0	0	2,05,43,594	2,05,43,594
7.4 Commercialisation of Technology	0	0	0	0	0	0
7.5 Jute Park Scheme	0	0	0	0	8,93,10,920	8,93,10,920
X. Closing Balances						
a) Cash in hand	26,296	0	26,296	1,10,044	0	1,10,044
b) Stamps in hand	173	0	173	0	0	0
b) Bank Balances						
1. In current accounts (incl. EEFC A/C)	4,86,25,910	0	4,86,25,910	9,00,50,816	75,00,000	9,75,50,816
2. In savings accounts	31,57,705	0	31,57,705	31,07,365	0	31,07,365
3. In deposit accounts	1,00,61,30,419	0	1,00,61,30,419	95,11,74,064	0	95,11,74,064
Total	1,60,86,45,626	75,00,000	1,61,61,45,626	1,44,78,29,717	45,03,81,963	1,89,82,11,680

Sd/-

M. ARVIND KUMAR, ITS

Secretary

Sd/-

N. SENGUPTA

Chief Finance Officer

National Jute Board

Schedules forming part of Balance Sheet as at 31st March, 2015

SCHEDULE 1	2014-15		2013-14	
	Rs.	Rs.	Rs.	Rs.
Jute Board Fund Account :				
Balance as at the beginning of the year	44,87,14,351		45,49,85,338	
<i>Add</i> : Grants Capitalised	10,13,40,768		13,97,285	
<i>Add</i> : Reversal of Liabilities (Stale Cheque)	1,87,356		0	
	<u>55,02,42,475</u>		<u>45,63,82,623</u>	
Add : Excess of Income over Expenditure	0		0	
Less : Excess of Expenditure over Income	<u>42,48,121</u>		<u>76,68,272</u>	
	54,59,94,354		44,87,14,351	
Balance at the year end	<u><u>54,59,94,354</u></u>		<u><u>44,87,14,351</u></u>	

National Jute Board

Schedules forming part of Balance Sheet as at 31st March, 2015

SCHEDULE 3	2014-15		2013-14	
	Rs.	Rs.	Rs.	Rs.
EARMARKED / ENDOWMENT FUNDS				
Fund for Group Gratuity Scheme of Employees with LICI (JMDC)	1,29,74,980		1,12,49,087	
Addition to Fund	33,17,248		22,67,093	
	<u>1,62,92,228</u>		<u>1,35,16,180</u>	
Less : Amount Received / receivable on from LICI on Retirement of Staff	0		5,41,200	
		1,62,92,228		1,29,74,980
Fund for Group Gratuity Scheme of Employees with LICI (NCJD)	46,66,213		41,56,387	
Addition to Fund	6,98,527		5,09,826	
		53,64,740		46,66,213
Fund for Group Leave Encashment Scheme of Employees with LICI (JMDC)	88,92,121		78,94,655	
Addition to Fund	24,06,038		14,32,063	
	<u>1,12,98,159</u>		<u>93,26,718</u>	
Less : Amount Received/receivable on from LICI on Retirement of Staff	0		4,34,597	
		1,12,98,159		88,92,121
IJSG Project - CFC/IJSG/18	0		7,57,015	
Less : Fund Refunded to CFC	0		7,57,015	
		0		0
Jute Geotextiles Project - CFC/IJSG/21	39,53,854		17,96,224	
Addition to Fund	39,11,034		53,26,805	
	<u>78,64,888</u>		<u>71,23,029</u>	
Less : Expenditure on Project	38,72,481		31,69,175	
		39,92,407		39,53,854
Jute Geotextiles Project - CFC/IJSG/21-PEA	35,50,596		50,03,180	
Addition to Fund	44,54,468		51,67,210	
	<u>80,05,064</u>		<u>1,01,70,390</u>	
Less : Expenditure on Project	36,59,155		66,19,794	
		43,45,909		35,50,596
Corpus Fund - JEAS & Others	46,87,92,866		44,50,10,351	
Add : Interest Earned	4,04,96,256		3,08,55,165	
	<u>50,92,89,122</u>		<u>47,58,65,516</u>	
Less : Expenses	8,84,713		70,72,650	
		50,84,04,409		46,87,92,866
Total		<u><u>54,96,97,852</u></u>		<u><u>50,28,30,630</u></u>

National Jute Board

Schedules forming part of Balance Sheet as at 31st March, 2015

SCHEDULE 7	2014-15		2013-14	
	Rs.	Rs.	Rs.	Rs.
CURRENT LIABILITIES AND PROVISIONS :				
A. CURRENT LIABILITIES				
1. Acceptances		0		0
2. Sundry Creditors		0		0
a) For Goods				
b) Others				
3. Advances Received		0		0
4. Interest accrued but not due on :		0		0
a) Secured Loans and Borrowings				
b) Unsecured Loans and Borrowings				
5. Statutory Liabilities		0		0
a) Overdue				
b) Others				
6. Other Current Liabilities				
a) Recoveries awaiting Deposits	1,93,541		7,00,525	
b) Security Money Deposit	2,05,000		13,17,500	
c) Earnest Money Deposit	1,00,000		10,000	
d) Outstanding Liabilities for E.M.A. Scheme	17,01,87,334		17,01,87,334	
e) Outstanding Liabilities				
(i) Others-Non-Plan	5,22,96,394		8,29,20,765	
(ii) Others-Plan-JTM	0		75,00,000	
f) Other Liabilities	83,198		2,13,654	
		22,30,65,467		26,28,49,778
TOTAL (A)		22,30,65,467		26,28,49,778
B. PROVISIONS				
1. For Taxation	0		0	
2. Gratuity	0		0	
3. Superannuation/Pension	0		0	
4. Accumulated Leave Encashment (NCJD)	0	72,43,072	0	56,84,568
5. Trade Warranties / Claims	0		0	
6. Others (Specify)	0		0	
		72,43,072		56,84,568
TOTAL (B)		72,43,072		56,84,568
TOTAL (A+B)		23,03,08,539		26,85,34,346

National Jute Board

Schedules forming part of Accounts for the Year Ended 31st March, 2015

SCHEDULE 8

FIXED ASSETS AS ON 31ST MARCH, 2015

PARTICULARS	Gross Block					Rate of Depre- ciation	Depreciation				NET BLOCK	
	1st April 2014 Rs.	Addition		Disposal/ Deduction/ Amortisation Rs.	31st March 2015 Rs.		1st April 2014 Rs.	Addition during the year Rs.	Deduction during the year Rs.	31st March 2015 Rs.	31st March 2015 Rs.	1st April 2014 Rs.
		more than 180 days Rs.	less than 180 days Rs.									
Leased Land at NOIDA	4,23,86,522	0	0	572,791	4,18,13,731	0%	0	0	0	0	4,18,13,731	4,23,86,522
Land at Rajarhat	4,27,90,331	0	0	0	4,27,90,331	0%	0	0	0	0	4,27,90,331	4,27,90,331
Rajarhat Office Complex										0		
Boundary Wall	30,75,296	0	0	0	30,75,296	10%	6,10,057	2,46,524	0	8,56,581	22,18,715	24,65,239
Test Track	18,34,071	0	0	0	18,34,071	10%	4,05,689	1,42,838	0	5,48,527	12,85,544	14,28,382
Shop Space at Dakshinapan	7,08,143	0	0	0	7,08,143	10%	6,66,965	4,118	0	671,083	37,060	41,178
Car Parking Space at Dakshinapan	16,200	0	0	0	16,200	10%	15,259	94	0	15,353	847	941
Sonali Patna Showroom	12,18,708	0	0	0	12,18,708	10%	11,21,496	9,721	0	11,31,217	87,491	97,212
Sonali Ahmedabad Showroom	3,50,064	0	0	0	3,50,064	10%	3,23,038	2,703	0	3,25,741	24,323	27,026
Shop Space at Manicktola, Kolkata	7,96,030	0	0	0	7,96,030	10%	7,25,479	7,055	0	7,32,534	63,496	70,551
Office Equipment	56,40,140	5,400	1,07,128	1,63,300	55,89,368	15%	23,78,427	4,87,319	91,412	27,74,334	28,15,034	32,61,713
Motor Vehicles	2,68,350	0	0	0	2,68,350	15%	2,66,600	263	0	2,66,863	1,487	1,750
Furniture & Fixture	1,05,13,781	7,59,745	0	0	1,12,73,526	10%	61,30,788	5,14,274	0	66,45,062	46,28,464	43,82,993
Computers and Accessories	58,68,510	4,68,495	0	7,11,825	56,25,180	60%	53,59,666	5,79,491	7,00,305	52,38,852	3,86,328	5,08,844
Total Current Year	11,54,66,146	12,33,640	1,07,128	14,47,916	11,53,58,998		1,80,03,464	19,94,400	7,91,717	1,92,06,147	9,61,52,851	9,74,62,682
Previous Year	11,54,22,196	13,30,605	66,680	13,53,335	11,54,66,146		1,64,61,857	22,44,780	7,03,173	1,80,03,464	9,74,62,682	9,89,60,339

** Amortisation of the leasehold land - possession taken on 05.12.1997 for 90 years. The amount of amortisation is on straight line method for the year 2014-15

National Jute Board

Schedules forming part of Balance Sheet as at 31st March, 2015

SCHEDULE 9	2014-15		2013-14	
	Rs.	Rs.	Rs.	Rs.
INVESTMENTS FROM EARMARKED / ENDOWMENT FUNDS				
Group Gratuity Scheme of Employees with LIC				
Unit - JMDC	1,29,74,980		1,12,49,087	
Add : Addition during the year	33,17,248		22,67,093	
	1,62,92,228		1,35,16,180	
Less : Amount realised on Retirement of Staff	0		5,41,200	
		1,62,92,228		1,29,74,980
Unit - NCJD	46,66,213		41,56,387	
Add : Addition during the year	6,98,527		5,09,826	
		53,64,740		46,66,213
		2,16,56,968		1,76,41,193
Group Leave Encashment Scheme of Employees with LIC				
Unit - JMDC	88,92,121		78,94,655	
Add : Addition during the year	24,06,038		14,32,063	
	1,12,98,159		93,26,718	
Less : Amount realised on Retirement of Staff	0		4,34,597	
		1,12,98,159		88,92,121
Total		3,29,55,127		2,65,33,314

National Jute Board

Schedules forming part of Balance Sheet as at 31st March, 2015

SCHEDULE 11	2014-15		2013-14	
	Rs.	Rs.	Rs.	Rs.
CURRENT ASSETS, LOANS, ADVANCES etc.				
A. CURRENT ASSETS				
1. Inventories		0		0
2. Sundry Debtors		0		0
3. Cash balances in hand				
a) Head Office	7,478		19,046	
b) New Delhi	11,197		22,433	
c) Chennai	827		1,615	
d) Hyderabad	543		1,286	
e) Project CFC/IJSG/21 Cash	6,251		65,664	
		26,296		1,10,044
4. Bank Balances				
a) With Scheduled Banks				
– On Current Accounts				
PLAN	0		75,00,000	
NON-PLAN	4,42,80,001		8,65,00,220	
EARMARKED FUND	0		0	
EARMARKED FUND (EEFC-CFC/IJSG/21)	43,45,909		35,50,596	
		4,86,25,910		9,75,50,816
– On Savings Accounts- NON-PLAN	0		0	
– Earmarked Fund	31,57,705		31,07,365	
		31,57,705		31,07,365
– On Deposit Accounts- PLAN	0		0	
– Earmarked Fund	47,47,81,112		44,44,67,526	
– NON-PLAN	53,13,49,307		50,67,06,538	
		1,00,61,30,419		95,11,74,064
B) With non- Scheduled Banks	0	0	0	0
5. Post Office-Savings Accounts	0	0	0	0
6. Postage Stamps in Hand	0	173	0	8,019
TOTAL (A)		1,05,79,40,503		1,05,19,50,308

Contd.

National Jute Board

Schedules forming part of Balance Sheet as at 31st March, 2015

SCHEDULE 11 (Contd.)	2014-15		2013-14	
	Rs.	Rs.	Rs.	Rs.
CURRENT ASSETS, LOANS, ADVANCES etc.				
B. LOANS, ADVANCES & OTHER ASSETS				
1. Loans :				
a) Staff				
House Building Advance	2,84,300		4,57,670	
Computer Advance	10,706		28,706	
Motor Cycle Advance	0		8,400	
		2,95,006		4,94,776
b) Others (Specify)				
Loans Under Jute Entrepreneurs Assistance Scheme (JEAS)	2,14,91,345		2,14,91,345	
Loans Under CFC/IJSG/18 Project	4,77,433		4,64,593	
		2,19,68,778		2,19,55,938
2. Advances and Other amounts recoverable in cash or in kind or for value to be received :				
a) On Capital Account				
Deposit with NBCC-Rajarhat Office Complex		10,00,00,000		0
b) Prepayments		0		0
c) Advances				
Miscellaneous Advances with NJB Officials	70,146		10,000	
On Account Advances / Recoverables	6,56,129		57,40,140	
Tax Deducted At Source - Recoverable	2,19,288		1,64,807	
LTC Advance	8,268		0	
Festival Advance	46,800		39,000	
		10,00,631		59,53,947
d) Others				
Security Deposit Recoverable	43,38,904		49,99,930	
Contribution Recvbl. Sonali Ahmedabad	72,000		72,000	
Contribution Recvbl. Sonali Dakhshinapan	70,000		10,000	
Contribution Recvbl. Sonali Uttarapan	10,000		0	
Recoverable Charges - Project CFC/IJSG/18	6,29,200		6,11,474	
Recoverable from LIC for Terminal Benefits	17,37,041		0	
		68,57,145		56,93,404
3. Income Accrued :				
a) On Investments	0		0	
b) House Building Advance (Accrued Interest)	12,78,163		18,34,366	
c) Motor Cycle Advance (Accrued Interest)	4,148		9,980	
d) Computer Advance (Accrued Interest)	21,225		19,046	
e) Term Deposit (Accrued Interest)	75,27,168		81,71,566	
		88,30,704		1,00,34,958
4. Claims Receivable		0		0
TOTAL (B)		13,89,52,264		4,41,33,023
TOTAL (A + B)		1,19,68,92,767		1,09,60,83,331

National Jute Board

Schedules forming part of Income and Expenditure Account for the year ended 31st March, 2015

SCHEDULE 13	NON-PLAN 2014-15 Rs.	PLAN-JTM 2014-15 Rs.	NON-PLAN 2013-14 Rs.	PLAN-JTM 2013-14 Rs.
GRANTS / SUBSIDIES				
(Irrevocable grants & subsidies received)				
1. Central Government				
NON-PLAN	45,10,00,000	0	35,51,00,000	0
PLAN- JTM	0	0	0	39,68,00,000
2. State Government(s)	0	0	0	0
3. Government Agencies	0	0	0	0
5. Others	0	0	0	0
TOTAL	45,10,00,000	0	35,51,00,000	39,68,00,000

SCHEDULE 17	2014-15 Rs.	2013-14 Rs.
INTEREST EARNED		
1) On Term Deposits		
a) With Scheduled Banks (Non-Plan)	4,56,35,223	2,78,17,933
b) With Scheduled Banks (Plan)	0	1,25,51,617
c) With Non-Scheduled Banks	0	0
d) With Institutions	0	0
e) Others	0	0
2) On Savings Accounts		
a) With Scheduled Banks	0	0
3) On Loans		
a) Employees/Staff		
Interest on HBA	30,369	57,049
Interest on Motor Cycle	168	1,200
Interest on Computer	2,179	4,251
b) Others	0	0
4) Interest on Debtors and Other receivables	0	0
TOTAL	4,56,67,939	4,04,32,050

National Jute Board

Schedules forming part of Income and Expenditure Account for the year ended 31st March, 2015

SCHEDULE 18	2014-15 Rs.	2013-14 Rs.
OTHER INCOME		
1) Profit on Sale/disposal of Assets		
a) Owned Assets	0	0
b) Assets acquired out of grants, or received free of cost	0	0
2) Export Incentives realised	0	0
3) Fees for miscellaneous services	0	0
4) Miscellaneous Income		
a) Contribution From Sonali, Dakshinapan	1,80,000	60,000
b) RTI Act Receipts	20	10
d) Miscellaneous Receipts	1,09,800	5,04,064
TOTAL	<u>2,89,820</u>	<u>5,64,074</u>

SCHEDULE 20	2014-15 Rs.	2013-14 Rs.
ESTABLISHMENT EXPENSES		
Salaries, Fees & Allowances	4,28,73,107	3,91,42,001
P.F. Contribution (Employer's)	27,17,136	24,29,929
Leave Travel Concession	3,48,404	3,04,237
Leave Salary Contribution	9,39,712	85,056
Pension Contribution	1,48,246	1,46,919
Terminal Benefits on Superannuation/Death/Resig	0	8,202
Medical Expenses	30,69,368	30,80,218
Medical Expenses, Retired employees	1,49,570	0
Contribution for Gratuity Fund	12,08,524	23,43,295
Contribution for Leave Encashment Fund	15,60,956	23,20,991
Rastrabhasha Siksha	0	4,800
TOTAL	<u>5,30,15,023</u>	<u>4,98,65,648</u>

National Jute Board

Schedules forming part of Income and Expenditure Account for the year ended 31st March, 2015

SCHEDULE 21	2014-15 Rs.	2013-14 Rs.
OTHER ADMINISTRATIVE EXPENSES		
A. HEAD OFFICE		
Travelling & Conveyance	46,61,871	42,78,706
Rent & Taxes	62,51,702	79,50,295
Electricity	11,44,412	13,75,462
O.M. & Upkeep	15,21,876	17,27,007
Postage & Courier	3,60,752	5,75,734
Telephone & Fax	6,63,022	7,89,512
Vehicle Running Expenses	1,00,432	75,987
Meeting Expenses	22,66,197	22,58,984
Printing, Stationery & Advertisement	14,83,300	23,99,758
Journals & Periodicals	52,474	48,976
Contingencies	7,200	23,300
Bank Charges	17,314	14,084
Audit Fees	20,88,670	21,95,761
Legal Charges and Tax Consultancy	6,47,879	6,34,727
Legal Charges, JC's Office	24,42,864	0
Maintenance Expenses For PF Records	65,766	26,966
Maintenance Charges For TOF, New Delhi	19,00,512	7,18,256
Lease Rent - NOIDA Land	15,12,690	48,08,146
Loss on Sales / obsolescence of assets	69,758	48,771
Carried forward	2,72,58,691	2,99,50,432

National Jute Board

Schedules forming part of Income and Expenditure Account for the year ended 31st March, 2015

SCHEDULE 21 (Contd.)		2014-15 Rs.	2013-14 Rs.
OTHER ADMINISTRATIVE EXPENSES			
	Brought forward	2,72,58,691	2,99,50,432
B. BRANCH OFFICES			
Delhi :	Travelling & Conveyance	18,69,380	18,51,336
	Rent & Taxes	29,05,000	26,71,362
	Electricity	1,75,316	1,57,787
	O.M. & Upkeep	7,09,361	7,12,565
	Postage & Courier	71,790	69,807
	Telephone & Fax	2,29,916	2,24,302
	Meeting Expenses	9,63,029	6,53,114
	Printing, Stationery & Advertisement	2,04,915	1,94,530
	Contingencies	4,300	3,295
		71,33,007	65,38,098
Chennai :	Travelling & Conveyance	7,87,776	6,81,249
	Rent & Taxes	7,36,800	6,69,750
	Electricity	34,889	40,636
	O. M. & Upkeep	62,672	51,605
	Postage & Courier	17,806	38,978
	Telephone & Fax	78,827	79,774
	Meeting Expenses	1,20,034	1,03,162
	Printing, Stationery & Advertisement	78,355	68,696
	Contingencies	4,469	4,258
		19,21,628	17,38,108
Hyderabad :	Travelling & Conveyance	7,93,090	6,82,135
	Rent & Taxes	3,09,368	2,81,243
	Electricity	56,915	86,276
	O. M. & Upkeep	1,43,343	1,52,135
	Postage & Courier	43,278	48,692
	Telephone & Fax	45,129	48,120
	Meeting Expenses	3,22,836	2,98,873
	Printing, Stationery & Advertisement	25,705	47,297
	Contingencies	16,185	16,251
		17,55,849	16,61,022
	TOTAL	3,80,69,175	3,98,87,660

National Jute Board

Schedules forming part of Income and Expenditure Account for the year ended 31st March, 2015

SCHEDULE 21-A (NON-PLAN)	2014-15 Rs.	2013-14 Rs.
A. PARTICIPATION IN TRADE FAIR, EXHIBITION-CUM-SALE, TRADE MISSIONS & DELEGATIONS		
DOMESTIC		
17th National Exhibition, Belurmath September, 2013	4,71,812	345,579
18th National Exhibition, Sodepur, Sep 2014	4,21,495	0
1st Intl Leo Expo, Silchar, Dec'14	7,03,091	0
22nd International Guwahati Trade Fair, Jan, 2015	9,64,172	0
4th Rupsha Gramin Mela - July 2014 - Durgapur- WB	6,38,205	0
6th East Himalayan Expo, Siliguri Dec'14	5,19,132	0
9th Intl Shillong Shopping Carnival Sep 2014	9,70,650	0
Agri & Horti Food Fes, Feb 2015, Kolkata	3,34,195	0
All India Craft Mela, Madhapur, Dec'14	7,27,500	0
Basant Utsav, Shantiniketan, March 2015	3,13,372	0
Bidhannagar Jute Fair, Jan'15	5,82,900	0
Coir Kerala, Alleppey, Jan'15	4,94,611	0
Dinamalar Smart Shoppers Expo. Coimb. Sep'14	5,43,044	0
Giftex - Bangalore, Sep'14	39,64,953	0
Giftex Summer Show, Mumbai, July 2014	34,53,743	0
Grand Mela (State) Banda UP, 2014	4,14,170	0
Handicraft & Rural Tourism Fair, Kolkata Sep'14	2,56,152	0
Hindu Life Style Show, Hyd. Aug'14	8,66,319	0
Hindu Life Style Show - Vijayawada, Nov'14	8,15,842	0
Hindu Metroplus Show, Chennai Jun'14	8,67,722	0
IIHF 2015, HEPC, Chennai 2015	4,49,400	0
IITF Kolkata Dec'14	1,79,760	0
IITF, New Delhi, Nov 2014	73,06,646	0
India International Mega Trade Fair, Kol, Dec'14	17,95,192	0
ISPR Conference Expo-Vellore Sep'14	4,00,495	0
Jute Fair - Calicut, Dec'14	5,84,570	0
Jute Fair - Chandigarh Sep'14	5,48,310	0
Jute Fair Hyderabad, August 2014	6,77,182	0
Jute Fair Madurai - Jan'15	5,89,711	0
Jute Fair Mangalore - Aug, 2014	6,33,354	0
Jute Fair Mumbai, Jan-2015	13,73,618	0
Jute Fair Nagpur, Nov'14	5,99,676	0
Jute Fair - Nainital Sep'14	5,36,498	0
Jute Fair Patna, August 2014	8,44,143	0
Jute Fair Pune, Dec'14	5,57,579	0
Jute Fair Rishra, January 2015	2,22,162	0
Total carried forward	3,56,21,376	3,45,579

National Jute Board

Schedules forming part of Income and Expenditure Account for the year ended 31st March, 2015

SCHEDULE 21-A (NON-PLAN) (Contd.)	2014-15 Rs.	2013-14 Rs.
A. PARTICIPATION IN TRADE FAIR, EXHIBITION-CUM-SALE, TRADE MISSIONS & DELEGATIONS		
DOMESTIC		
Total brought forward	3,56,21,376	3,45,579
Jute Fair Srinagar, June 2014	15,34,264	0
Jute Fair - Surat, Feb'15	6,08,713	0
Jute Fair Varanasi, September 14	9,39,175	0
Jute Week - Ooty Jun'14	7,48,684	0
Kolkata Book Fair - 2015	22,69,480	0
Konark Dance Festival, Odisha, Dec'14	7,17,838	0
Kovai Utsav, SIPPO Coimbatore, Aug'14	4,82,751	0
Looms Weaves & More - August 2014	2,61,328	0
Lucknow Mahotsav, Lucknow, Nov'2014	5,95,492	0
Mati Utsav - Jan'15	2,02,803	0
Metroplus Lifestyle Show - BLR Nov'14	8,02,039	0
Navaratri Jute Fair, SIJA, Chennai, Sep'14	5,15,233	0
Pause For A Cause - August , 2014	2,12,615	0
Poush Mela - Shantiniketan, Dec 2014	6,47,456	0
Puduvai Utsav, SIPPO, Pondy, Sep'14	5,20,929	0
Rash Mela, Cooch Behar, Nov'14	6,38,417	0
Regional Saras Mela - Jan'15	3,81,549	0
Salt Lake Mela, Kolkata - Jun'14	3,32,065	0
Silpagram Utsav, Udaipur, Dec'14	5,41,137	0
Sundarban Kristi Mela - Sundarban Dec, 2014	2,65,051	0
Surajkund Mela, Hariyana Feb'15	17,20,585	0
Taj Mahotsav, Agra, Feb'15	6,90,183	0
Tex Trend India New Delhi Jan-2015	29,72,175	0
Vibrant Uttarakhand	5,74,731	0
Weavers' Haat and Jute Fair, Delhi Apr'14	2,98,667	0
21st International Guwahati Trade Fair, Jan, 2014	0	12,07,026
9th International Trade Fair, Guwahati Jan'14	0	8,56,856
All India Craft Mela, Madhapur, 2013	0	7,73,893
Banga Sanskriti Utsav (17th) - Kalyani Jan'14	0	3,98,123
Beyond Barrier - XAVOTSAV Jan'14	0	5,23,760
Craft Bazar - Rishikesh (Uttarakhand) 2013	0	6,30,892
Darrang Mahotsav (1st), April'13	0	3,90,946
Deep Utsav - NOIDA 2013	0	3,83,353
Dinamalar Smart Shoppers Expo. Coimb. OCt'13	0	5,91,332
Dinamalar Smart Shoppers Expo. Pondy. Jan'14	0	4,80,844
Total carried forward	5,50,94,736	65,82,604

National Jute Board

Schedules forming part of Income and Expenditure Account for the year ended 31st March, 2015

SCHEDULE 21-A (NON-PLAN) (Contd.)	2014-15 Rs.	2013-14 Rs.
A. PARTICIPATION IN TRADE FAIR, EXHIBITION-CUM-SALE, TRADE MISSIONS & DELEGATIONS		
DOMESTIC		
Total brought forward	5,50,94,736	65,82,604
Dum Dum Mela - Dec, 2013	0	5,81,182
Durga Puja Festival - New Delhi, 2013	0	2,80,427
East Himalayan Expo (5th) - Siliguri, Oct'13	0	3,76,596
Folk Fair - Puri May, 2013	0	5,30,563
Gandhi Slipa Bazar - Dharamshala 2014	0	5,44,012
Gandhi Slipa Bazar - Kulu 2014	0	5,46,272
Giftex - Bangalore Sep'13	0	39,94,169
Giftex - Mumbai, Aug'13	0	36,53,252
Giftex Summer Show - Mumbai, Mar'14	0	43,82,479
Grand Mela (State) Banda UP, 2013	0	5,32,793
Halisahar Trade, Industrial & Turisim Fair Jan'14	0	3,91,455
Hindu Life Style Show, Hyd. Oct'13	0	10,24,513
Hindu Life Style Show - Vizag'2013	0	8,09,644
Hindu Metroplus Show, Chennai Jun'13	0	13,39,961
IIHF 2014, HEPC, Chennai 2014	0	4,06,025
IITF - New Delhi Nov'13	0	66,59,705
India International Mega Trade Fair, Kol, Dec'13	0	19,14,622
International NE Trade Expo 2011 Guwahati-Sep'13	0	4,61,922
International Shillong Shopping Carnival, Sep'13	0	11,57,981
ISRMAY Packaging Expo - Delhi, 2014	0	5,57,243
Jaipur Literature Festival, Jan'14	0	20,44,194
Jute Fair Chennai - Dec'13	0	8,26,668
Jute Fair Gangtak March'14	0	12,80,684
Jute Fair Goa, 2014	0	5,70,883
Jute Fair , Karur (SIJA) Jan'14	0	5,72,483
Jute Fair, Madurai Nov'13	0	6,57,237
Jute Fair, Mangalore Jul'13	0	7,50,866
Jute Fair Mumbai January, 2014	0	16,80,835
Jute Fair, Mysore- Oct'13	0	4,59,903
Jute Fair Nagpur, 2013	0	6,09,876
Jute Fair - Patna Aug,2013	0	8,82,489
Jute Fair Pune'14	0	7,14,650
Jute Fair - Raipur Mar'14	0	9,77,066
Jute Fair Ranchi - Jan, 2014	0	9,77,282
Total carried forward	5,50,94,736	4,97,32,536

National Jute Board

Schedules forming part of Income and Expenditure Account for the year ended 31st March, 2015

SCHEDULE 21-A (NON-PLAN) (Contd.)	2014-15 Rs.	2013-14 Rs.
A. PARTICIPATION IN TRADE FAIR, EXHIBITION-CUM-SALE, TRADE MISSIONS & DELEGATIONS		
DOMESTIC		
Total brought forward	5,50,94,736	4,97,32,536
Jute Fair - Surat 2013	0	6,48,405
Jute Fair Varanasi Sep'13	0	11,41,861
Jute Fair Vizag, 2014	0	6,66,201
Konark Dance Festival - Dec'2013	0	6,65,647
Kovai Utsav, SIPPO Coimbatore, Aug'13	0	5,31,192
Lepakshi Craft Exhibition, Kakinada	0	3,07,235
Looms, Weaves & More - Kol, Feb'14	0	2,37,546
Lucknow Mahotsav, Lucknow, 2013	0	6,22,954
Mega Trade Fair - Bhubaneswar Feb'14	0	5,51,170
National Assam Trade Festival Swarah, Jorhat Nov'13	0	5,21,714
Navaratri Jute Fair, SIJA, Chennai, Sep'13	0	4,68,788
North East Design Fest, New Delhi, Aug'13	0	8,65,779
Paschimi Hasthasilpa Utsav, Jodhpur, 2014	0	5,26,155
Patachitra Artist's Festival at Pingla Nov'11	0	3,47,123
Pongal Utsav, SIPPO, Madurai - Jan'14	0	5,06,112
Poush Mela - Shantiniketan Dec, 2013	0	11,00,056
Pre-Puja Exhibition - Gariahat, Aug'13	0	5,95,412
Puduvai Utsav, SIPPO, Pondy, Sep'13	0	5,35,368
Punjab International Trade Expo-Amritsar'13	0	7,18,553
Rash Mela - Coochbehar, Nov'2013	0	6,22,135
Rupsa Gramin Mela - Durgapur, Sep, 2013	0	7,89,655
Sahara Art & Craft Nasik'13	0	4,72,787
Silpagram Utsav, Udaipur, 2013	0	5,51,722
Sundarban Kristi Mela - Sundarban Dec, 2014	0	3,33,331
Surajkund Mela, 2014	0	11,03,594
Taj Mahotsav - Agra '2014	0	7,00,998
Tex Trend India - New Delhi, Jan'14	0	28,20,569
Tezpur Expo Oct'13	0	6,60,183
Tripura Industries & Commerce Fair - Jan'14	0	6,82,795
Utsav Teroparban, Tamluk, West Bengal Feb 2014	0	2,56,236
Uttranchal Trade Mahotsav- Dehradun 2014	0	6,15,103
TOTAL - A	55,094,736	7,08,98,915

National Jute Board

Schedules forming part of Income and Expenditure Account for the year ended 31st March, 2015

SCHEDULE 21-A (NON-PLAN) (Contd.)	2014-15 Rs.	2013-14 Rs.
B. BSM		
BSM, Gour Banga, Nov-2014	2,60,335	0
Jute Week Darjeeling, June 2014	7,96,652	0
Jute Week Gangtok, June 2014	10,12,494	0
Jute Week Shillong, June 2014	8,52,308	0
Jute Week Shimla, May,2014	7,17,850	0
Synergy MSME, Howrah Aug'14	2,14,012	0
Delhi Hatt - In-Collaboration with W.B. Govt.	0	3,42,989
Jute BSM - Chennai Dec'13	0	2,65,519
Jute Festival - Guwahati Feb'14	0	16,91,536
Jute Week, Darjeeling, Jun'2013	0	12,95,336
Jute Week, Gangtok, Jun'2013	0	12,97,259
Jute Week Manali, Jun,2013	0	7,64,244
Jute Week Mount Abu, Jun,2013	0	7,21,977
Jute Week Ooty, Coimbatore, Jun,2013	0	10,13,701
Jute Week, Shillong Jun'2013	0	12,08,508
Jute Week Shimla, May,2013	0	8,71,618
Pause for A Cause - Kolkata Feb'2014	0	2,98,745
Synergy MSME, Kolkata Sep'13	0	3,03,563
TOTAL - B	38,53,651	1,00,74,994
TOTAL - (A+B)	5,89,48,387	8,09,73,909

National Jute Board

Schedules forming part of Income and Expenditure Account for the year ended 31st March, 2015

SCHEDULE 21-B (NON-PLAN)	2014-15 Rs.	2013-14 Rs.
PARTICIPATION IN TRADE FAIR, EXHIBITION-CUM-SALE, TRADE MISSIONS & DELEGATIONS		
INTERNATIONAL		
Ambiente Fair, Germany, February'15	27,68,494	0
ASD Intl Trade Show, Las Vegas Mar'15	23,36,963	0
Autumn Fair, Birmingham Sep'14	20,24,353	0
Canton Fair, China, Oct'14	28,06,334	0
Christmas Fair, Prague, Czech Republic, Dec'14	23,05,648	0
Delegation to Woollongong Univ for PVJD - Nov'14	19,99,213	0
Domotex Fair -, Hannover, Germany, Jan'15	51,51,223	0
India Expo, Dubai, Oct'14	9,66,050	0
Indian Delegation to 73rd Plenary Mtg - Greece,14	3,15,883	0
Mega Show Part - II Hong Kong Oct'14	13,00,984	0
Ambiente Fair, Germany, February'14	0	29,21,876
ASD Trade Show - Las Vegas Mar'2014	0	33,28,178
Canton Show, China, October, 2013	0	6,83,218
Delegation to Tehran, Iran, May 2013	0	3,42,144
Delegation to TUL, Czech Rep. Sep'13	0	3,66,940
Delegation to Woollongong for PVJD Sep'2013	0	17,90,968
Domotex, Hannover, Germany Fair, Jan'14	0	41,55,316
Ethiopic Fair (6th) - Addis Ababa, Nov'13	0	8,20,649
EXPOCOMER - Panama City, Mar'2014	0	15,76,049
Houseware Gift Expo, Moscow, Sep, 2013	0	17,85,920
Intexpo - IRAN, Teheran, May'13	0	5,73,959
ISRMAX Asia, Bangkok, Aug'2013	0	12,02,525
Mega Show Part II, Hong Kong October, 2013	0	13,91,303
Techtextil Frankfurt, Germany Jun'13	0	12,98,096
TOTAL	2,19,75,145	2,22,37,141

National Jute Board

Schedules forming part of Income and Expenditure Account for the year ended 31st March, 2015

SCHEDULE 21-C (NON-PLAN)	2014-15 Rs.	2013-14 Rs.
SEMINARS & WORKSHOPS		
DOMESTIC		
36th Skoch Summit - June 2014 -New Delhi	6,06,452	0
4th ICC Summit 2014	4,08,951	0
Application of JGT in Civil Engineering - IJT	3,36,811	0
Awareness Workshop - Sawai Madhopur, 2014	3,32,430	0
Conference on R & D Activities of IJIRA - June 2014	1,52,036	0
Jute Convention, ICC, Dec'14	8,82,115	0
Seminar on Jute Composite Material, Delhi Jul'14	4,48,989	0
Awareness Workshop & BSM-Begus' & Khagaria, Oct'13	0	3,13,839
Awareness Workshop - Chennai May'13	0	7,00,611
Awareness Workshop - Sawai Madhopur, 2014	0	4,65,834
Building Process of Excellence in Mfg.IIT, Jan'14	0	60,000
Inter Active Meet - Alleppy Aug'13	0	1,66,220
One Day Workshop of Modn. of Jute M/c, Kol Jul'13	0	2,04,909
One Day Workshop on Ecolabeling, Kol Sep'13	0	2,40,422
One Day Workshop on Natural Fibres, Kol May'13	0	2,45,666
Opportunities of JDPs in NER, Shillong, Sep'13	0	12,90,689
Orientation Workshop Gangtak - Mar'14	0	79,350
Seminar on Electronic Jute Testing Equip.Kol, Oct'13	0	1,41,644
Seminar on Ramie Fibre & Bamboo Comp. Gouhat,Jan'14	0	6,49,037
Textile Conclave - New Delhi Dec'13	0	23,71,886
TOTAL	31,67,784	69,30,107
INTERNATIONAL		
Intl. Conference on Natural Fibres-NIRJAFT Aug'14	42,28,331	0
International Conference, Kolkata Dec'13	0	65,98,270
International Conference on Natural Fibres Portugal Jun'13	0	3,11,075
TOTAL	42,28,331	69,09,345
GRAND TOTAL (NON PLAN)	73,96,115	1,38,39,452

National Jute Board

Schedules forming part of Income and Expenditure Account for the year ended 31st March, 2015

SCHEDULE 21-D (NON -PLAN)	2014-15 Rs.	2013-14 Rs.
STUDIES & R/D PROJECT ON JUTE SECTOR		
Commercialisation of R&D Efforts	74,00,000	3,43,822
Dev. of Smaller Capacity Jute Bags - IJIRA	2,74,500	0
Jute Sector Assessment	3,99,889	5,99,991
Post JTM Evaluation & Monitoring Expenses	29,38,927	0
Prefeasibility of Mech. Ribbon Retting - Deco M/C	14,82,000	17,50,000
Project - Chronic Low Back Pain - Eipm	17,05,000	0
Project - Dev.of Products - Himalayan Nettle Fibre	3,34,991	0
Project Jute-ICARE	66,00,000	0
Project - Life Cycle Analysis - IJMA (TERI)	5,81,135	0
Project on Woolenisation of Jute	12,95,100	35,22,000
Project Saturation - Improvement of Quality of Jute	8,90,693	47,14,889
Pro. on Test Marketing the Cotton Lap/Cellulose Pad	12,85,827	0
SMC Manufacturing Using Jute - ATIRA	29,46,685	1,87,147
Studies on Estimation of Threshold Breaking --IJIRA	1,05,000	0
Study for Feasibility-Design-Tech Intervention-NID	7,00,000	0
Study on Enzyme Based Retting Technology	55,90,682	91,82,000
Study - on Formulation/Rev. of Productivity Norms	25,20,000	0
Study on JGT - IJIRA	1,00,000	0
Study on National Indexing of Jute Producing Units	71,96,089	10,09,877
Study on Occupational Health Monitoring - Jute Mill	24,02,884	0
Study on Rice Bran Oil in Processing of Jute Fibre	2,68,000	0
Study on Transmigration of M.Oil-IJIRA	16,50,000	0
Project on Development of Pack Sheet - IJIRA	0	3,50,000
Project on Jute Ramie Blended Tech. Textile - IIT	0	9,60,000
Project On Paper Industry - CPPRI	0	14,52,381
Study - Census of M/C Complement - IJIRA	0	19,86,000
Study on Jute Thermoplastic	0	1,65,000
Study on Particle Boards Made From Jute Sticks	0	3,30,000
Study on Retting Technology - JCI	0	9,00,000
TOTAL	4,86,67,402	2,74,53,107

National Jute Board

Schedules forming part of Income and Expenditure Account for the year ended 31st March, 2015

SCHEDULE 21-E (NON-PLAN)	2014-15 Rs.	2013-14 Rs.
TRAINING		
DOMESTIC		
Audio Visual Training Materials	3,92,500	0
Entre. Dev. Progrm. Hooghly	4,70,385	0
Livelihood Programme on JDP- Sundarban	4,20,859	0
Project on Integrated Skill Upgradation - NIFT	21,55,206	0
Skill Development Training Prg. Gangully Bagan	21,812	0
Skill Development Training Programme-Debgarh	24,967	0
Skill Development Training Programmes - Tihar Jail	8,62,557	8,49,756
State Rural Livelihood Mission - Deganga	5,57,894	0
Training Prg. Pakhiralaya Sunderban	46,049	0
Training Programme - Banda(UP), Nov'14	2,32,912	0
IJSG Skill Development Training Programme - Kolkata (ICAR) May'13	0	2,15,256
IJSG Skill Development Training Programme - Guwahati (IJIRA) Jan'14	0	4,97,672
IJSG Skill Development Training Programme - Hyderabad Jun'13	0	2,95,767
TOTAL	51,85,141	18,58,451

National Jute Board

Schedules forming part of Income and Expenditure Account for the year ended 31st March, 2015

SCHEDULE 21-FA (NON-PLAN)	2014-15 Rs.	2013-14 Rs.
JUTE GEO-TEXTILE ACTIVITIES		
Jute Geo-Textile Activities		
JGT Cell - Consultants	16,86,504	11,70,188
JGT Cell Electricity	3,84,536	3,34,040
JGT Cell - Others	24,35,099	15,46,375
JGT Cell Rent & Taxes	11,04,000	13,80,000
JGT Cell - Soil Investigation	14,94,270	8,63,485
JGT & Technical Textile Promotion	18,24,419	11,73,065
PMGSY - TRIPURA	1,36,051	0
Project - PMGSY - Karnataka - JGT Cell	2,42,110	0
Seminar - Global Geosynthetics Summit, Sep,2014	3,01,865	0
Seminar on Application of Jute Geosynthetics- July	1,26,264	0
Seminar on Jute Geotextile at Guwahati, June 2014	4,01,173	0
Study on Soft Clay Stabilisation - Wollongong	21,62,047	82,23,055
Technical Workshop on JGT, Shillong Oct'14	8,79,972	0
Workshop for Promotion of JGT, Guwahati, Jan'15	7,63,342	0
Workshop on JGT at Ooty, September 2014	4,65,526	0
Interactive Meet Guwahati, Oct'14	4,45,900	0
IJSG Meeting Dhaka May'13	0	56,869
PSCB 14th Meeting China - Nov '2013	0	93,914
Silver Jubilee Celebration IGS - New Delhi	0	1,00,000
Technotex, Mumbai, Mar'14	0	6,82,168
Techtextil India - Mumbai Oct'2013	0	18,40,399
TOTAL	1,48,53,078	1,74,63,558

National Jute Board

Schedules forming part of Income and Expenditure Account for the year ended 31st March, 2015

SCHEDULE 21-FB (NON-PLAN)	2014-15 Rs.	2013-14 Rs.
OTHER MARKET PROMOTION & DEVELOPMENT EXPENSES		
Export Data Collection Charges	1,33,252	6,80,753
Institutional Membership Fee (International)	32,227	0
Institutional Membership Fees (Domestic)	86,706	96,505
National Directory of JDPs 2014	9,16,125	0
Outsourcing for Statistics-JC's office	1,50,623	0
Miscellaneous Promotional Expenses	37,79,975	56,23,809
Publication of Buletin & Other Publicity Material	3,75,900	6,95,100
Publicity & Media Advertisement	1,01,44,188	2,28,13,618
Website & Internet	18,96,068	14,21,353
Sonali Uttarapan Maintenance Expenses	7,00,000	4,00,000
Physical Survey of JDP units	0	31,35,972
Final Term Evaluation of JTM MM-III & IV	0	1,71,911
TOTAL	1,82,15,064	3,50,39,021

	2014-15 Rs.	2013-14 Rs.
SCHEDULE 21-G (PLAN)		
EXPENDITURE UNDER JTM SCHEME		
JTM - Administrative Expenses	0	0
JTM - Monitoring Expenses	0	63,42,471
JTM - 6.1 - Training of Workers & Supervision	0	0
JTM - 6.2 - Machinery Development	0	1,32,96,000
JTM - 6.3 - Productivity Improvement & TQM Facilitation	0	1,42,23,082
JTM - 6.4 - Acqn of Machinery and Plant (CS)	0	24,77,63,802
JTM - 7.1 - Design Development Scheme	0	60,51,275
JTM - 7.2 - Assistance to NGOs & WSHGs	0	43,20,473
JTM - 7.3 - Promotion of Jute Diversified Products	0	2,05,43,594
JTM - 7.5 - Jute Park	0	9,68,10,920
TOTAL	0	40,93,51,617

National Jute Board

Schedules forming part of Income and Expenditure Account for the year ended 31st March, 2015

SCHEDULE 21-H				2014-15 Rs.	2013-14 Rs.
ADJUSTMENT IN RESPECT OF PRIOR PERIOD					
Year	Lease Rent	Interest	Total		
Upto March 2010	12,24,000	39,52,377	51,76,377		
Less Outstanding Liabilities as on 31.03.2014	12,24,000	27,68,146	39,92,146		
Upto 2009-10	0	11,84,231	11,84,231		
2010-11	4,08,000	5,59,418	9,67,418		
2011-12	4,08,000	22,60,714	26,68,714		
2012-13	4,08,000	18,27,356	22,35,356		
2013-14	4,08,000	20,77,940	24,85,940		
	<u>16,32,000</u>	<u>79,09,659</u>	<u>95,41,659</u>	95,41,659	0
TOTAL				95,41,659	0

SCHEDULE 22 (NON -PLAN)					
EXPENDITURE ON GRANTS, SUBSIDIES ETC.					
a) Grants given to Institution / organisations					
Grant to DJFT-CU (IJT) under MoU				1,26,45,000	0
Post Graduate Diploma in Jute Technology & Management					
Dept. of Fibre & Jute Technology, CU				0	4,49,097
TOTAL				1,26,45,000	4,49,097

SCHEDULE 22A (NON -PLAN)					
EXPENDITURE UNDER NON-PLAN SCHEMES					
Export Market Development Assistance				2,72,77,774	2,30,09,524
Labour Welfare Scheme - Sanitation				1,94,33,273	3,05,83,735
Incentives to Girl Children of Jute Mill Workers				1,87,20,000	1,22,30,000
Icentives Under ISAPM				3,62,18,256	2,36,29,488
Students' Outreach Programme				26,874	0
Supply Chain Support (Sales Outlet)				71,10,555	84,78,132
TOTAL				10,87,86,732	9,79,30,879

National Jute Board

Schedules forming part of Balance Sheet as at 31st March, 2015

PRESCRIBED SCHEDULES WITH NIL DATA

SCHEDULE NO.	NAME OF THE SCHEDULE	AMOUNT	REMARKS
Schedule 2	Reserves and Surplus	NIL	Not Applicable
Schedule 4	Secured Loans & Borrowings	NIL	Not Applicable
Schedule 5	Unsecured Loans & Borrowings	NIL	Not Applicable
Schedule 6	Deferred Credit Liabilities	NIL	Not Applicable
Schedule 10	Investments - Others	NIL	Not Applicable

Schedules forming part of Income and Expenditure Account for the year ended
31st March, 2015

PRESCRIBED SCHEDULES WITH NIL DATA

SCHEDULE NO.	NAME OF THE SCHEDULE	AMOUNT	REMARKS
Schedule 12	Income From Sales / Service	NIL	Not Applicable
Schedule 14	Fees / Subscriptions	NIL	Not Applicable
Schedule 15	Income From Investments	NIL	Not Applicable
Schedule 16	Income From Royalty, Publication, etc.	NIL	Not Applicable
Schedule 19	Increase / Decrease in Stock of Finished Goods & Work in Progress	NIL	Not Applicable
Schedule 23	Interest Payment	NIL	Not Applicable

National Jute Board

Schedules forming part of Accounts for the Period Ended 31st March, 2015

SCHEDULE 24

SIGNIFICANT ACCOUNTING POLICIES

The Board maintains accounts and other relevant records and prepares annual statements of accounts in the format and in terms of the requirements of Rule 8 of the NJB (Procedural) Rules 2010, as notified by the Ministry of Textiles, Govt. of India on 4th August 2010. The important accounting policies, in this respect, are as follows :

1. ACCOUNTING CONVENTION

- (i) The financial statements are prepared on the basis of historical cost convention, unless otherwise stated and on the accrual method of accounting.
- (ii) Government Grants, against which sanction orders are issued within 31st March are taken into account as income for that financial year, on accrual basis.
- (iii) The Board's accounts reflect the utilisation of the grants received/receivable from the Government of India and other related incomes received/accrued up to 31st March. Therefore, liabilities, though known and admissible, are provided for in the accounts of respective year only to the extent of fund available.
- (iv) All other known incomes, if accrued within 31st March, whether received or not, are taken into account on accrual basis.
- (v) Liabilities for expenses over Rs.1000/- to the extent known, up to a cut-off date and admissible are accounted for. Similarly, payments in advance for subsequent accounting period are accounted for as pre-paid expenses.
- (vi) Research and Development (R&D) and other studies / project spread over a period of more than one accounting year is charged as an expenses of the period in which they are incurred, except when such costs are deferred. The R&D costs of a project are deferred only when the product or process is clearly defined and the costs attributable to the product or process can be separately identified.

2. FIXED ASSETS

For any Asset purchased, the Jute Board Fund Account is credited by capitalizing from the Non-Plan Grants received (the balance available non-plan grant is utilized for revenue expenditure). When the Assets are sold/condemned or otherwise disposed off, the respective asset account is credited by the written down book value of the asset and the difference between written down value and net realized value is exhibited as profit/loss on disposal of obsolete assets and credited/debited to income and expenditure account respectively.

Assets are shown at gross value less accumulated depreciation provided in the accounts upto the end of the year.

Land acquired on lease for 99 years or less is treated as leasehold land. Land acquired on lease for over 99 years is treated as freehold land.

National Jute Board

Schedules forming part of Accounts for the Period Ended 31st March, 2015

SCHEDULE 24 (Contd.)

3. DEPRECIATION AND AMORTISATION OF LEASEHOLD LAND

Depreciation of the fixed assets for the year is provided on the written down value of the assets at the prevailing rates of depreciation specified in the Income Tax Act, 1961 as amended from time to time. Depreciation on additions to the assets and put to use during the year for a period of less than 180 days in the financial year is charged at 50% of the prescribed rates. Depreciation on assets valuing Rs.5000/- or less each is fully provided for. The total depreciation calculated on all depreciable assets during the year, is provided for by charging the income and expenditure account.

Cost of leasehold land for 99 years or less is amortised equally over the lease period.

4. FOREIGN CURRENCY TRANSACTIONS

Transactions denominated in foreign currency are accounted in INR (Indian Rupee) at the exchange rate prevailing on the date of transaction.

5. RETIREMENT BENEFITS

Liability towards gratuity payable on death / retirement / termination of employees including leave encashment benefit is provided on actuarial basis, equivalent to the premium amount payable on the insurance policy agreement entered as investment towards such provisions created.

6. SET OFF

Advances to staff and third parties are set off against the corresponding liabilities by charging the relevant expenditure, to the extent linked.

7. OTHERS

- (i) Rule 3(2)(vii) of National Jute Board Regulation 2012 provided that the Secretary of the NJB shall administer the Provident Fund of the Board. The Contributory Provident Fund of the employees (those represented erstwhile JMDC) is being administered by a Board of Trustees by virtue of a Deed of Trust approved by the Commissioner of Income Tax, West Bengal Circle. The Fund, therefore, has a separate entity and is being audited separately by a firm of Chartered Accountants. Since Board's Fund is not involved, the same has been kept outside the NJB accounts. The Provident Fund contributions of the employer and the employees representing the erstwhile National Centre for Jute Diversification (NCJD) are deposited with the appropriate Government authorities.
- (ii) Funds received from other Organisations or Government agencies for specific activities or projects are utilized for the purpose for which they are sanctioned. The fund received and utilised is shown as income and expenditure separately. If such activities form part of the NJB's regular activities, though the income is shown separately, the utilisation is exhibited as a part of the respective expenditure of the Board. Utilization of such part or full funding is appropriately disclosed in the accounts.
- (iii) Funds received against specific and independent projects, like Jute Technology Missions under the Plan Fund, are exhibited separately. Their incomes, expenditure, liabilities, receivables and other assets are separately shown. The net of Current assets and liabilities is reflected through separate 'JTM Fund Account' maintained for the project. The JTM Fund Account is increased by excess of income over expenditure in the year and vice-versa.

National Jute Board

Schedules forming part of Accounts for the Year Ended 31st March, 2015

SCHEDULE 25

Contingent Liabilities and Notes on Accounts for the year ended 31st March, 2015

1. Annual Statement of Accounts has been prepared in the format and in terms of the requirements of Rule 8 of the NJB (Procedural) Rules 2010, as notified by the Ministry of Textiles, Govt. of India on 4th August 2010.
2. Liabilities of Rs. 1701.87 lakhs are estimated which may become payable to the exporters of Jute products on account of claims against export of Food Grade Jute Products under External Market Assistance Scheme (discontinued w.e.f. 01.04.2007 and then operated by the erstwhile JMDC). Court cases against which are lying pending in the Hon'ble High Court of Kolkata.
3. The Board during the accounting year 2014-15 received Rs. 4510.00 lakhs towards non-plan grants. The grant has been utilised as follows :

	(Rs. in lakhs)
Revenue Expenditure (net of other incomes)	3,539.07
Capital Expenditure	1,013.41
Excess of expenditure over income transferred from Jute Board Fund	-42.48
Total	4,510.00

4. The Board during the year received no Plan grants.

National Jute Board

Schedules forming part of Accounts for the Year Ended 31st March, 2015

SCHEDULE 25 (Contd.)

Contingent Liabilities and Notes on Accounts for the year ended 31st March, 2015

5. The summary of the Balance Sheet of the Board as on 31.03.2015 was as follows :

	<u>GENERAL</u> 2014-15 (Rupees in Lakhs)	<u>JTM / PLAN</u> 2014-15	<u>GENERAL</u> 2013-14 (Rupees in Lakhs)	<u>JTM / PLAN</u> 2013-14
LIABILITIES				
JUTE BOARD FUND ACCOUNT /				
JTM FUND ACCOUNT				
Opening Balance	4,487.14	0	4,549.85	0
Add : Grants Capitalised	1,013.41	0	13.97	0
Add : Reversal of Liabilities	1.87	0	0	0
	<u>5,502.42</u>	<u>0</u>	<u>4,563.82</u>	<u>0</u>
Less : Transfer of I&E Account	42.48	0	76.68	0
Closing Balance	<u>5,459.94</u>	<u>0</u>	<u>4,487.14</u>	<u>0</u>
Earmarked / Endowment Funds	5,496.98	0	5,028.30	0
OUTSTANDING LIABILITIES for :				
— EMA Scheme	1,701.87	0	1,701.87	0
— Others	522.96	0	849.49	75.00
Other liabilities including provisions	78.25	0	58.98	0
TOTAL	<u><u>13,260.00</u></u>	<u><u>0</u></u>	<u><u>12,125.78</u></u>	<u><u>75.00</u></u>
ASSETS				
FIXED ASSETS & NON-RECURRING EXPENSES :				
Opening Balance	1,154.66	0	1,154.22	0
Add : Additions	13.41	0	13.97	0
GROSS	<u>1,168.07</u>	<u>0</u>	<u>1,168.19</u>	<u>0</u>
Less : Disposed off	8.75	0	7.80	0
Less : Amorisation	5.73	0	5.73	0
NET	<u>1,153.59</u>	<u>0</u>	<u>1,154.66</u>	<u>0</u>
Less : Accumulated Depreciation (OB)	180.04	0	164.62	0
Add : Write back of depreciation on assets disposed	7.92	0	7.03	0
Less : Current Year's Depreciation	19.94	0	22.45	0
	<u>961.53</u>	<u>0</u>	<u>974.62</u>	<u>0</u>
CURRENT ASSETS, DEPOSITS & ADVANCES :				
Cash & Bank Balances	10,579.40	0	10,444.50	75.00
Investment against Earmarked / Endowment Funds	329.55	0	265.33	0
Deposit with NBCC for Rajarhat Office Complex	1000.00	0	0	0
Loans, Advances, Receivables etc.	389.52	0	441.33	0
TOTAL	<u><u>13,260.00</u></u>	<u><u>0</u></u>	<u><u>12,125.78</u></u>	<u><u>75.00</u></u>

National Jute Board

Schedules forming part of Accounts for the Year Ended 31st March, 2015

SCHEDULE 25 (Contd.)

Contingent Liabilities and Notes on Accounts for the year ended 31st March, 2015

6. The summarised Income and Expenditure for the year was as follows :

<u>JUTE TECHNOLOGY MISSION - PLAN</u>	2014-15 (Rs. in Lakhs)	2013-14 (Rs. in Lakhs)
INCOME		
Plan Grants received from Govt. of India For JTM Schemes	0	3,968.00
Add : Interest earned during the year	0	125.52
Transferred from JTM Fund	0	0
Total available fund	0	4,093.52
EXPENDITURE		
Expenditure under JTM Schemes	0	4,093.52
TOTAL - PLAN	0	4,093.52

<u>NON-PLAN</u>	2014-15 (Rupees in Lakhs)	2013-14 (Rupees in Lakhs)
INCOME		
A. Non-Plan Grants from Govt. of India	4,510.00	3,551.00
Less : Capitalised	1,013.41	13.97
Net Grant	3,496.59	3,537.03
B. Other Income, Gains & Receipts	459.58	284.44
Total A+B	3,956.17	3,821.47

	Rs. in lakhs	% of Total Expenses	Rs. in lakhs	% of Total Expenses
EXPENDITURE				
Establishment Expenses	530.15	13.40%	498.66	13.05%
Administrative Expenses	380.70	9.62%	398.88	10.44%
Market Promotion Expenses				
Participation in TradeFairs, Exhibition-cum-sale, Trade delegations & Missions :				
— Domestic	589.48	14.90%	809.74	21.19%
— International	219.75	5.55%	222.37	5.82%
Seminars & Workshop	73.96	1.87%	138.39	3.62%
Studies on Jute Sector	486.67	12.30%	274.53	7.18%
Trainings	51.85	1.31%	18.58	0.49%
Jute Geo-Textile Activities	148.53	3.75%	174.64	4.57%
Market Promotion & Development Exp.	182.15	4.60%	350.39	9.17%
Expenditure on Grants, Subsidies, etc.- IJT	126.45	3.20%	4.49	0.12%
Expenditure on other Schemes	1,087.87	27.50%	979.31	25.63%
Depreciation	19.94	0.50%	22.45	0.59%
Amortisation of leasehold land	5.73	0.14%	5.73	0.15%
Prior Period Expenditure	95.42	2.41%		
Balance Carried Forward	-42.48	-1.07%	-76.68	-2.01%
TOTAL (NON-PLAN)	3,956.17	100.00%	3,821.48	100.00%

National Jute Board

Schedules forming part of Accounts for the Year Ended 31st March, 2015

SCHEDULE 25 (Contd.)

Contingent Liabilities and Notes on Accounts for the year ended 31st March, 2015

7. An amount of Rs. 1013.41 lakhs was incurred out of Non-Plan Grants as Capital Expenditure to acquire the following assets and deposit for assets :
- | | (Rs. in lakhs) |
|--|-----------------|
| a) Office Equipment | 1.13 |
| b) Furniture & Fixture | 7.60 |
| c) Computer & Accessories | 4.68 |
| | 13.41 |
| d) Deposit with NBCC for Rajarhat Official Complex | 1,000.00 |
| Total | 1,013.41 |
8. An amount of Rs. 214.91 lakhs have been carried forward [out of the loan disbursed by the erstwhile NCJD] as recoverable interest free loan amount under Jute Entrepreneurs Assistance Scheme. This represents overdue installments recoverable against the interest free loans of Rs. 1822.56 lakhs disbursed by NCJD under the said scheme till 2006-07. Legal and persuasive actions have been continued and the outstanding amount are under process for recovery. Pending outcome of such actions, the extent of recoverability of such loans, as apparent from the response to persuasive actions, 20% of the overdue amount appears to be doubtful.
9. Erstwhile JMDC as Project Executing Agency and Nodal Agency for the Project entitled “Development and Application of Potentially Important Jute Geo-Textiles (CFC/IJSG/21)” had been utilizing funds received from Common Fund for Commodities (CFC) with the approval of the MoT. The accounts of the same are maintained [in calendar year and cash basis] separately and operated outside NJB accounts. The NJB account exhibits only the net results of the transactions computed on the financial year basis for the year 2014-15. The fund received and expended in this projects have been adjusted against an earmarked fund [as on 31st March 2015, PEA – Rs. 36,59,155/- & as Nodal Agency – Rs.38,72,481/-], duly represented by similar amount under Cash and Bank balances (Current Assets).
10. As a part of its promotional activities, NJB participates in different fairs, exhibitions, workshops, buyer-seller-meet, delegation, etc. to different countries abroad. The travel expenses of the NJB officials and the industry participants, wherever applicable, are met in Indian Rupees. There are few remittances of space rents, institutional memberships, agency payments, etc., which are incurred in foreign currency (through INR Bank accounts only). During the year 2014-15, the Board remitted foreign exchange in different currencies to different countries equivalent to INR 70,37,384/-. No refund of foreign exchange was recorded in 2014-15. Accordingly, no profit/loss occurred due to fluctuation of exchange rates.
11. In the absence of any linked insurance policy, the accrued liability towards leave encashment benefits payable to employees of the erstwhile NCJD has been provided on the basis of management estimate.
12. Taxation: In view of there being no taxable income under the Income Tax Act 1961, no provision for Income Tax has been considered necessary.
13. The corresponding figures for the previous year have been regrouped / rearranged, wherever necessary.
14. Schedules 1 to 25 are annexed to and form an integral part of the Balance Sheet as at 31st March, 2015 and the Income & Expenditure Account for the year ended on that date.

Sd/-
N. SENGUPTA
Chief Finance Officer

Sd/-
M. ARVIND KUMAR, ITS
Secretary

National Jute Board

Parawise Reply to the Separate Audit Report on the Accounts of National Jute Board (NJB), Kolkata for the year 2014-15

Para	Audit Report	Para	Reply
1.	We have audited the Balance Sheet as at 31st March 2015 and Income and Expenditure Statement and Receipts and Payments Account for the year ended on that date of National Jute Board, Kolkata under Section 19(2) of the Comptroller & Auditor General's (Duties, Powers and Conditions of Service) Act, 1971 read with Section 17 of National Jute Board Act, 2008. Preparation of these financial statements is the responsibility of the National Jute Board management. Our responsibility is to express an opinion on these financial statements based on our audit.	1.	No Comments
2.	This Separate Audit Report contains the comments of the Comptroller & Auditor General of India (CAG) on the accounting treatment only with regard to classification, conformity with the best accounting practices, accounting standards and disclosure norms, etc. Audit observations on financial transactions with regard to compliance with the law, rules & regulations (propriety and regularity) and efficiency-cum-performance aspects, etc. if any, are reported through Inspection Reports/CAG's Audit Reports separately.	2.	No Comments
3.	We have conducted our audit in accordance with the auditing standards generally accepted in India. These standards require that we plan and perform the audit to obtain reasonable assurance about whether the financial statements are free from material misstatements. An audit includes examining, on a test basis, evidences supporting the amounts and disclosure in the financial statements. An audit also includes assessing the accounting principles used and significant estimates made by Management, as well as evaluating the overall presentation of financial statements. We believe that our audit provides a reasonable basis for our opinion.	3.	No Comments

National Jute Board

Para	Audit Report	Para	Reply
4.	Based on our audit, we report that :		
i)	We have obtained all the information and explanations, which to the best of our knowledge and belief were necessary for the purpose of our audit;	i)	No Comments
ii)	The Balance Sheet and Income and Expenditure Statements and Receipts and Payments Account dealt with by this report have been drawn up in the format prescribed by the Government of India for Central Autonomous Bodies.	ii)	No Comments
iii)	In our opinion, proper books of accounts and other relevant records have been maintained by the National Jute Board as required under Uniform Format of Accounts for Central Autonomous Bodies in so far as it appears from our examination of such books.	iii)	No Comments
iv)	We further report that : Subject to our observations in the preceding paragraphs, we report that the Balance Sheet and Profit and Loss Account dealt with by this report are in agreement with the books of accounts. In our opinion and to the best of our information and according to the explanations given to us, the said financial statements read together with the Accounting Policies and Notes on Accounts, and subject to the significant matters stated above and other matter mentioned in Annexure-I to this Audit Report give a true and fair view in conformity with accounting principles generally accepted in India : a. In so far as it relates to Balance Sheet, of the state of affairs of the National Jute Board as at 31 March 2015; and b. In so far as it relates to Income & Expenditure Statement of the deficit for the year ended on that date.	No Comments	

Sd/-

(Pramod Kumar)

Place : Kolkata.

Date : 11.12.2015

Principal Director of Commercial Audit &
Ex-officio Member Audit Board-I, Kolkata

National Jute Board

Replies to Annexure - 1 to Audit Report for the year ended 31st March, 2015.

Para	Audit Report	Para	Reply
1.	Adequacy of the internal audit System : During the year 2014-15, internal audit was done by a firm of Chartered Accountants. In our opinion, coverage of internal audit is adequate and commensurate with the size and nature of the business of the Board.	1.	No Comments
2.	Adequacy of Internal Control system : Internal Control system is not adequate and commensurate with size and nature of the Board in respect of the following - (i) There is no approved Delegation of Power, (ii) There is no approved manual for various activities like Procurement, Finance, Internal Control etc.	2.	No Comments
3.	System of Physical Verification of Fixed Assets : Fixed Assets are physically verified annually by the Management. During the year 2014-15, fixed assets were verified on 31 March 2015. No material deficiencies were reported during such physical verification.	3.	No Comments
4.	System of Physical Verification of Inventories : There was no inventory as on 31st March, 2015.	4.	No Comments
5.	Regularity in payment of statutory dues : According to the information and explanations given to us and the records of the Board examined by us, National Jute Board is generally regular in depositing with the appropriate authorities undisputed statutory dues including Income Tax, Professional Tax and any other material statutory dues applicable to the Board.	5.	No Comments